



Requested Action:

Approve the Payment of Claims.

Detailed Description/Background:

The Authority's Accounts Payable Approval Policy provides for twice a month payment of claims. The delegated authority to approve the twice a month payment of claims is the Authority Treasure and Executive Director as long as the expenses are included in the Authority's approved work plan. The Policy also requires Authority Board level approval of both twice a month payment of claims and warrants.

Attachment A presents the warrants to be drawn against the invoices received by the Sites Project Authority through July 6, 2021 that are included in Attachment B invoice tables.

Attachment B summarizes details of the invoices included in the June 21, 2021 and July 6, 2021 payment of claims invoice tables and how the incurred costs are allocated between the Authority and Reservoir Committee.

Attachment C presents the monthly budget status of the key consultants' task orders and tasks.

Prior Action:

None.

Fiscal Impact/Funding Source:

Total Payment of Claims is \$1,623,682.19 with \$30,504.66 of costs being assigned to the Authority and \$1,593,177.53 assigned to the Reservoir Committee.

For the Reservoir Committee assigned amount, \$1,024,193.56 will be paid through the WSIP account, \$516,561.42 paid through the FAA/WIIN account, and \$52,422.55 through the JPA/Sites account as shown in Attachment B.

Staff Contact:

Joe Trapasso

Attachments:

Attachment A: Report on Warrants to be Drawn for Payment of Claims

Attachment B: Payment of Claims Invoice Tables

Attachment C: Key Consultant Budget Status Report

**WARRANTS DRAWN AGAINST
Sites Project Authority- General Fund
July 21, 2021**

July 15, 2021, Reservoir Committee Meeting
Agenda Item 1.3 Attachment A

Warrant Number	Check Date	Vendor	Invoice Description	Amount Paid
ACH	06/28/2021	Adept Solutions	IT Related Services	784.50
ACH	06/28/2021	Katz & Associates	Communications	30,431.69
2374	06/28/2021	Mt Shasta Water	Office Water	9.65
2375	06/28/2021	Rush Personnel Services, Inc	Administrative Services	2,025.00
ACH	07/08/2021	Adept Solutions	IT Related Services	784.50
2376	07/08/2021	ACWA	Liability	500.00
ACH	07/08/2021	Dunn Consulting	Legislative/Regulatory/Strategic Support	8,000.00
ACH	07/08/2021	Kcoe Isom, LLP	Accounting	3,450.00
2377	07/08/2021	Maximum Pest Control	Pest Spraying	65.00
ACH	07/08/2021	MBK Engineers Inc	Reservoir Operations	16,287.25
2378	07/08/2021	Recology Butte Colusa Counties	Office Trash Pickup	36.68
2379	07/08/2021	Rush Personnel Services, Inc	Administrative Services	2,610.00
ACH	07/08/2021	The Ferguson Group	Federal Government Affairs Support	15,000.00
2380	07/08/2021	US Bank	Misc. Expenses	175.94
2381	07/08/2021	US Postal Service	PO Box	122.00
ACH	07/08/2021	Young Wooldridge Law Offices LLP	Legal Counsel	2,645.00

THE FOREGOING CLAIM, NUMBERED, ACH/2374-2381 ARE APPLIED TO THE
GENERAL FUND OF SITES PROJECT AUTHORITY AND ARE WARRANTS AUTHORIZED THERETO.

Total Amount **82,927.21**

County of Colusa

Westside Water District

Colusa County Water District

Placer County Water Agency/City of Roseville

County of Glenn

Sacramento County Water Agency/City of Sacramento

Glenn-Colusa Irrigation District

Reclamation District No. 108

Tehama Colusa Canal Authority

WARRANTS DRAWN AGAINST
Sites Project Authority-Federal Funds
July 21, 2021

Warrant Number	Check Date	Vendor	Invoice Description	Amount Paid
ACH	07/08/2021	Brown and Caldwell	Project Controls	153,089.86
ACH	07/08/2021	HDR Engineering Inc	Project Integration	265,866.74
ACH	07/08/2021	Spesert Consulting	Communications Manager	21,902.98
ACH	07/08/2021	Stradling Yocca Calson & Rauth	Bond Counsel	10,340.00
ACH	07/08/2021	Trapasso Consulting Services	Prog Operations Mgr	29,861.84
ACH	07/08/2021	Waterology Consulting	Executive Director Services	35,500.00

THE FOREGOING CLAIM, NUMBERED ACH ARE APPLIED TO THE
FEDERAL FUND OF SITES PROJECT AUTHORITY AND ARE WARRANTS AUTHORIZED THERETO.

Total Amount 516,561.42

County of Colusa

Westside Water District

Colusa County Water District

Placer County Water Agency/City of Roseville

County of Glenn

Sacramento County Water Agency/City of Sacramento

Glenn-Colusa Irrigation District

Reclamation District No. 108

Tehama Colusa Canal Authority

**WARRANTS DRAWN AGAINST
Sites Project Authority-WSIP Fund
July 21, 2021**

Warrant Number	Check Date	Vendor	Invoice Description	Amount Paid
ACH	06/28/2021	AECOM	Engineering Services	85,396.36
ACH	06/28/2021	CH2M Hill	Sim Modeling/Engineering Services	160,116.69
ACH	06/28/2021	ICF Jones & Stokes	Env & Bio/Permitting & Agreements	454,002.39
ACH	06/28/2021	Stradling, Yocca, Carlson & Rauth	Bond Counsel	2,340.00
ACH	07/08/2021	Forsythe Group LLC	EPP Manager	30,674.48
ACH	07/08/2021	Fugro USA Land Inc	Geotech Engineering	66,507.49
ACH	07/08/2021	Montague DeRose and Associates LLC	Municipal Advisor	35,112.50
ACH	07/08/2021	Perkins Coie LLP	Special Legal	163,906.65
ACH	07/08/2021	Somach Simmons & Dunn	Legal Counsel- Water Rights	26,137.00

THE FOREGOING CLAIM, ACH ARE APPLIED TO THE

Total Amount 1,024,193.56

WSIP FUND OF SITES PROJECT AUTHORITY AND ARE WARRANTS AUTHORIZED THERETO.

County of Colusa

Westside Water District

Colusa County Water District

Placer County Water Agency/City of Roseville

County of Glenn

Sacramento County Water Agency/City of Sacramento

Glenn-Colusa Irrigation District

Reclamation District No. 108

Tehama Colusa Canal Authority



June 23, 2021

Topic: Program Operations - Finance

Subject: Consultant/Vendor Invoices Received for July 2021 Board Authority and Reservoir Committee

Purpose: Summarize the review of invoices for preparation of monthly Accountant and Treasurer's reports.
The following consultant and vendor invoices were received and reviewed for inclusion in Payment of Claims for the Authority Board and Reservoir Committee consideration at their July monthly meetings.

Consultant/Vendor	Invoice #		Total	\$ Authority Board	\$ Reservoir Committee	Review by
	Date	Period				
Approval Items (Cycle A)						
Adept Solutions	• MSP-142155		\$784.50	\$156.90	\$627.60	KMS
<i>IT Related Services/Computer Equipment</i>	6/1/21	06/21				
AECOM (Reservoir)	• 2000506689		\$85,396.36		\$85,396.36	HL
<i>Engineering Services</i>	6/15/21	5/21				
CH2M Hill Engineers (Operations)	• D3205402-009		\$84,596.87		\$84,596.87	AEF
<i>Operations / Simulation Modeling</i>	6/18/21	5/21				
CH2M Hill Engineers (Conveyance)	• D3380602-009		\$75,519.82		\$75,519.82	HL
<i>Engineering Services</i>	6/18/21	5/21				
ICF Jones & Stokes, Inc. (Environ.)	• 0155677		\$319,613.36		\$319,613.36	AEF
<i>Env/Biological Services</i>	6/15/21	5/21				
ICF Jones & Stokes, Inc. (Permitting)	• 0155678		\$134,389.03		\$134,389.03	AEF
<i>Permitting and Agreements</i>	6/15/21	5/21				
Katz & Associates	• 414395		\$30,431.69	\$15,215.84	\$15,215.85	KMS
<i>Communications</i>	6/15/21	5/21				
MT Shasta Water	498578		\$9.65	\$9.65		KMS
<i>Office Water</i>	6/14/21	6/21				
Rush Personnel	IVC000000144375		\$945.00	\$189.00	\$756.00	KMS
<i>Yolanda Tirado Services</i>	6/14/21	6/21				
Rush Personnel	IVC000000144376		\$1,080.00	\$216.00	\$864.00	KMS
<i>Yolanda Tirado Services</i>	6/14/21	6/21				
Stradling, Yocca, Carlson & Rauth	• 377121-0001		\$2,340.00		\$2,340.00	JPR
<i>Bond Counsel</i>	6/10/21	3/21				

• electronic payments

Topic: **Program Operations - Finance**
Subject: Consultant/Vendor Invoices Received for July 2021 Board Authority and Reservoir Committee

Purpose: Summarize the review of invoices for preparation of monthly Accountant and Treasurer's reports. The following consultant and vendor invoices were received and reviewed for inclusion in Payment of Claims for the Authority Board and Reservoir Committee consideration at their July monthly meetings.

Consultant/Vendor	Invoice #		Total	\$ Authority Board	\$ Reservoir Committee	Review by
	Date	Period				
			Total	\$ Authority Board	\$ Reservoir Committee	
Charges to Cash Accounts		Month (a) Totals	735,106.28	15,787.39	719,318.89	
2021-07(a) Month Totals	11 Invoices	JPA/Sites	33,250.84	15,787.39	17,463.45	Invoices in by 06/21/21
		WSIP	701,855.44		701,855.44	
		FAA/WIIN			-	
WSIP To Date		Cumulative Costs	15,771,369.97	16,818,855.62		Income @
		Balance	1,047,485.65			05/20/21
FAA/WIIN To Date		Cumulative Costs	1,285,016.82	2,038,418.98		Income @
		Balance	753,402.16			05/20/21

Notes:

Authorized By:


 6/28/21
 Jerry Brown, Executive Director Date


 06/25/21
 Jamie Traynham Authority Board Treasurer Date

The payment of claims Consultant/Vendor Invoice Table has been prepared following the requirements in the Authority's Accounts Payable Approval Procedure and is ready for final review and approval by the Authority Treasurer and Executive Director. The Procedure's review process for the subject invoices included:

- **Project Controls** staff conducting a comprehensive review of approved billing rates and tabulation details in each invoice,
- **Integration Leads and Authority Agents** review of hours billed to ensure they are appropriate for the work performed and the appropriate staff experience mix for the work conducted, and
- **Program Operations Manager's** oversight of the process and review of the Consultant/Vendor Invoice Table.



Topic: Program Operations - Finance

Subject: Consultant/Vendor Invoices Received for July 2021 Board Authority and Reservoir Committee

Purpose: Summarize the review of invoices for preparation of monthly Accountant and Treasurer's reports.

The following consultant and vendor invoices were received and reviewed for inclusion in Payment of Claims for the Authority Board and Reservoir Committee consideration at their July monthly meetings.

Consultant/Vendor	Invoice #		Total	\$ Authority Board	\$ Reservoir Committee	Review by
	Date	Period				
Approval Items (Cycle B)						
Adept Solutions	• MSP-142359		\$784.50	\$156.90	\$627.60	KMS
<i>IT Related Services/Computer Equipment</i>	7/1/21	07/21				
Assoc. of California Water Agencies (JPIA)	0008255		\$500.00	\$500.00		JAT
<i>Auto & General Liability Program</i>	7/1/21	7/21				
Brown and Caldwell	• 17412447		\$153,089.86		\$153,089.86	JAT
<i>Project Controls</i>	7/1/21	6/21				
Dunn Consulting	• Letter		\$8,000.00	\$4,000.00	\$4,000.00	KMS
<i>Legislative/Regulatory/Strategic Support</i>	7/2/21	6/21				
Forsythe Group, LLC	• SPA-202106		\$30,674.48		\$30,674.48	JB
<i>EPP Manager</i>	7/1/21	6/21				
Fugro	• 04.00171955-10		\$66,507.49		\$66,507.49	HL
<i>Geotechnical Engineering Services</i>	7/7/21	6/21				
HDR	• 1200357477		\$265,866.74		\$265,866.74	JAT
<i>Project Integration</i>	7/2/21	6/21				
K-Coe Isom, LLP	• KC124957		\$3,450.00	\$690.00	\$2,760.00	JAT
<i>Accounting</i>	6/30/21	6/21				
Maximum Pest Control	53510		\$65.00	\$65.00		KMS
<i>Pest Spraying</i>	6/28/21	6/21				
MBK Engineers	• 21-04-4941.0		\$16,287.25		\$16,287.25	AEF
<i>Reservoir Operations</i>	5/25/21	5/21				
Montague DeRose & Associates, LLC	• 5136SITES		\$35,112.50		\$35,112.50	JPR
<i>Municipal Advisor</i>	6/25/21	5/21				
Perkins Coie, LLP	• 6412305		\$163,906.65		\$163,906.65	AEF
<i>Special Legal</i>	6/22/21	5/21				
Recology Butte Colusa Counties	38784070		\$36.68	\$36.68		KMS
<i>Office Trash Pickup</i>	6/30/21	6/21				
Rush Personnel	IVC000000144642		\$1,530.00	\$306.00	\$1,224.00	KMS
<i>Yolanda Tirado Services</i>	6/28/21	6/21				
Rush Personnel	IVC000000144643		\$1,080.00	\$216.00	\$864.00	KMS
<i>Yolanda Tirado Services</i>	6/28/21	6/21				

Topic: **Program Operations - Finance**
Subject: Consultant/Vendor Invoices Received for July 2021 Board Authority and Reservoir Committee

Purpose: Summarize the review of invoices for preparation of monthly Accountant and Treasurer's reports.

The following consultant and vendor invoices were received and reviewed for inclusion in Payment of Claims for the Authority Board and Reservoir Committee consideration at their July monthly meetings.

Consultant/Vendor	Invoice #		Total	\$ Authority Board	\$ Reservoir Committee	Review by
	Date	Period				
Somach Simmons & Dunn <i>Legal Counsel-Water Rights</i>	• 3010741 7/2/21	6/21	\$26,137.00		\$26,137.00	AEF
Spesert Consulting <i>Bus/Communications Manager</i>	• 6-21 7/1/21	6/21	\$21,902.98		\$21,902.98	JB
Stradling, Yocca, Carlson & Rauth <i>Bond Counsel</i>	• 377805-0001 6/30/21	4/21	\$10,340.00		\$10,340.00	JPR
The Ferguson Group <i>Federal Government Affairs Support</i>	• 0621146 6/1/21	6/21	\$15,000.00	\$7,500.00	\$7,500.00	KMS
Trapasso Consulting Services <i>Program Operations Manager</i>	• SPA 17-45 7/1/21	6/21	\$29,861.84		\$29,861.84	JB
U.S. Bank - Credit Card <i>Misc. Expenses</i>	Online 7/1 7/1/21	6/21	\$175.94	\$175.94		KMS
U.S. Postal Service <i>P.O. Box</i>	Letter 6/23/21	7/21	\$122.00	\$122.00		KMS
Waterology Consulting <i>Executive Director Services</i>	• 15 7/1/21	6/21	\$35,500.00		\$35,500.00	JT/ FD /JS
Young Wooldridge, Law Offices, LLP <i>Legal Counsel</i>	• 78569 6/30/21	6/21	\$2,645.00	\$948.75	\$1,696.25	JAT

• electronic payments

Topic: **Program Operations - Finance**
Subject: Consultant/Vendor Invoices Received for July 2021 Board Authority and Reservoir Committee

Purpose: Summarize the review of invoices for preparation of monthly Accountant and Treasurer's reports.

The following consultant and vendor invoices were received and reviewed for inclusion in Payment of Claims for the Authority Board and Reservoir Committee consideration at their July monthly meetings.

Consultant/Vendor	Invoice #		Total	\$ Authority Board	\$ Reservoir Committee	Review by
	Date	Period				
2021-07 (b) Month Account Charges	Month (b) Totals		888,575.91	14,717.27	873,858.64	
24 Invoices	JPA/Sites		49,676.37	14,717.27	34,959.10	Invoices in by 07/05/21
ACH Payments = \$885,066.29	WSIP		322,338.12		322,338.12	
Paper Checks = \$3,509.62	FAA/WIIN		516,561.42		516,561.42	
WSIP To Date	Cumulative		16,795,563.53	16,818,855.62		Income @ 05/20/21
	Balance		23,292.09			
FAA/WIIN To Date	Cumulative		1,801,578.24	2,038,418.98		Income @ 05/20/21
	Balance		236,840.74			

Notes:

Authorized By:


 7/9/21

 Jerry Brown, Executive Director Date



 Jamie Traynham, Authority Board Treasurer Date

The payment of claims Consultant/Vendor Invoice Table has been prepared following the requirements in the Authority's Accounts Payable Approval Procedure and is ready for final review and approval by the Authority Treasurer and Executive Director. The Procedure's review process for the subject invoices included:

- **Project Controls** staff conducting a comprehensive review of approved billing rates and tabulation details in each invoice,
- **Integration Leads and Authority Agents** review of hours billed to ensure they are appropriate for the work performed and the appropriate staff experience mix for the work conducted, and
- **Program Operations Manager's** oversight of the process and review of the Consultant/Vendor Invoice Table.



JULY 2021 KEY CONSULTANT BUDGET REPORT
 FOR AUTHORITY BOARD AND RESERVOIR COMMITTEE,
 FINANCE AND ECONOMICS AD HOC COMMITTEE

Area / Consultant	Task ID	Task Name	Amendment 2 Work Plan Budget						16 Month Plan
			\$ Initial Approved Budget	\$ Current Approved Budget	\$ Spent to date	\$ Budget Remaining	Spent %	Task % Complete	
a) HDR		Costs and Task % as of 06/21 Services	4,342,136	4,342,136	2,126,138	2,215,998	49%		
	A01	Communications		-	-	-	-	-	
	A02	Operations Modeling Simulation Integration	321,730	321,730	192,489	129,241	60%	67%	
	A03	Environmental Planning Integration	832,095	832,095	471,284	360,810	57%	64%	
	A04	Permitting & Agreements Integration	1,034,175	1,034,175	582,029	452,146	56%	50%	
	A05	Real Estate Integration	247,404	247,404	202,178	45,226	82%	70%	
	A06	Engineering Services Integration	708,761	708,761	247,247	461,514	35%	66%	
	A07	Geology & Geotechnical Engineering Integration	38,464	38,464	2,939	35,525	8%	40%	
	A08	Project Controls Integration	429,595	429,595	140,592	289,003	33%	57%	
	A09	General Integration	127,202	127,202	54,356	72,846	43%	73%	
	A13	Risk Management	-	-	-	-	-	-	
	A14	IT	52,500	52,500	39,864	12,636	76%	63%	
	A15	GIS	52,500	52,500	3,358	49,142	6%	63%	
	A16	Document Management	58,800	58,800	31,988	26,812	54%	63%	
	A17	Staff Support	36,750	36,750	20,761	15,989	56%	63%	
	A98	Project Management	274,160	274,160	124,436	149,724	45%	63%	
	A99	Expenses	128,000	128,000	12,617	115,383	10%	63%	
b) BC		Costs and Task % as of 06/21 Services	2,505,736	3,120,019	1,675,460	1,444,560	54%		
	B01	Controls	525,511	525,511	384,068	141,443	73%	73%	
	B02	Contract Administration and Compliance	273,123	273,123	56,176	216,946	21%	21%	
	B03	Work Planning and Scheduling	491,000	491,000	205,408	285,593	42%	42%	
	B04	Project Administrative Support	344,532	344,532	196,181	148,351	57%	63%	
	B05	Project Management Plan	39,014	39,014	23,515	15,499	60%	59%	
	B06	Accounts Payable and Receivable	114,116	114,116	102,828	11,288	90%	63%	
	B07	Local Funding	230,326	230,326	56,310	174,016	24%	24%	
	B08	State Funding	44,958	44,958	34,399	10,559	77%	76%	
	B09	Federal Funding	82,902	82,902	38,041	44,860	46%	46%	
	B10	Annual Reporting	21,787	21,787	29,693	(7,906)	136%	100%	
	B11	Project Financing	108,555	722,838	409,982	312,856	57%	57%	
	B12	Risk Management	5,227	5,227	-	5,227	-	-	
	B98	Project Management & QC	196,686	196,686	132,398	64,288	67%	63%	



JULY 2021 KEY CONSULTANT BUDGET REPORT
 FOR AUTHORITY BOARD AND RESERVOIR COMMITTEE,
 FINANCE AND ECONOMICS AD HOC COMMITTEE

7/8/2021


























Area / Consultant	Task ID	Task Name	Amendment 2 Work Plan Budget						
			\$ Initial Approved Budget	\$ Current Approved Budget	\$ Spent to date	\$ Budget Remaining	Spent %	Task % Complete	16 Month Plan
	B99	Expenses	28,000	28,000	6,461	21,539	23%	23%	
c) K&A	Costs and Task % as of 05/21 Services		400,000	624,999	223,736	401,263	36%		
	C50	Outreach Support (Local, State, Industry and NGO)	120,000	120,000	60,701	59,299	51%	55%	
	C51	Strategic Communications and Message Development	59,998	59,998	34,053	25,945	57%	50%	
	C52	Informational Materials and Media	79,830	79,830	57,423	22,407	72%	50%	
	C53	Authority/Reservoir Committee Engagement/Public Affairs Support	40,435	40,435	20,871	19,565	52%	50%	
	C54	Environmental Process Public Involvement Support	39,406	39,406	6,629	32,777	17%	25%	
	C55	EIR Communications Support		224,999	410	224,590	0%	5%	
	C98	Project Management	39,978	39,978	30,090	9,888	75%	50%	
	C99	Expenses	20,353	20,353	13,559	6,794	67%	30%	
d) CH2-d	Costs and Task % as of 05/21 Services		2,094,564	2,094,564	1,511,534	583,030	72%		
	D50	Operations Analysis	1,008,060	1,008,060	1,050,723	(42,663)	104%	95%	
	D51	Operations Plan	45,019	45,019	4,928	40,091	11%	10%	
	D52	Operational Agreements	45,019	45,019	2,067	42,951	5%	5%	
	D53	Documentation	178,906	178,906	363,630	(184,724)	203%	75%	
	D54	Baseline Bridging Analysis	247,322	247,322	-	247,322	-	-	
	D55	CWC/WSIP	431,788	431,788	62,343	369,446	14%	75%	
	D98	Project Management	129,175	129,175	27,843	101,332	22%	15%	
	D99	Expenses	9,276	9,276	-	9,276	-	-	
e) ICF-e	Costs and Task % as of 05/21 Services		3,010,759	3,260,757	2,391,923	868,834	73%		
	E50	Support Development of EIR/EIS Project	121,814	121,814	120,124	1,689	99%	100%	
	E51	Revised Admin Drat EIR/EIS	2,153,661	2,378,151	2,192,498	185,652	92%	85%	
	E52	Revised Public Draft EIR/EIS	233,123	258,631	10,196	248,435	4%	8%	
	E53	Public Review	46,101	46,101	-	46,101	-	-	
	E54	Comment Summary	104,505	104,505	-	104,505	-	-	
	E55	Admin Final EIR/EIS	230,799	230,799	-	230,799	-	-	
	E98	Project Management	103,413	103,413	63,946	39,467	62%	60%	
	E99	Expenses	17,344	17,344	5,159	12,185	30%	20%	



JULY 2021 KEY CONSULTANT BUDGET REPORT
 FOR AUTHORITY BOARD AND RESERVOIR COMMITTEE,
 FINANCE AND ECONOMICS AD HOC COMMITTEE

7/8/2021

Area / Consultant	Task ID	Task Name	Amendment 2 Work Plan Budget						
			\$ Initial Approved Budget	\$ Current Approved Budget	\$ Spent to date	\$ Budget Remaining	Spent %	Task % Complete	16 Month Plan
f) ICF-f	Costs and Task % as of 05/21 Services		4,400,995	4,400,995	1,190,631	3,210,364	27%		
	F50	BA/BO Support	811,725	811,725	472,095	339,629	58%	40%	
	F51	Section 106 Programmatic Agreement	347,958	347,958	71,880	276,079	21%	20%	
	F52	ITP-2081 Permit - Construction Application	297,586	297,586	16,947	280,638	6%	15%	
	F53	ITP-2081 Permit - Operations Application	377,297	377,297	94,984	282,313	25%	15%	
	F54	Clean Water Act 404 Packet	496,327	496,327	123,539	372,788	25%	20%	
	F55	Clean Water Act 401 Permit Applications	204,442	204,442	56,832	147,610	28%	10%	
	F56	Section 408 Draft Packet	254,200	254,200	4,435	249,765	2%	2%	
	F57	Aquatic Resources Mapping and Report/Focused Species Surveys	342,741	342,741	133,282	209,458	39%	55%	
	F58	Mitigation Plan/Adaptive Management Plan/Mitigation Measure Evaluatic	664,034	664,034	61,852	602,182	9%	25%	
	F59	Finalize Geotechnical Permits and Fieldwork	420,427	420,427	100,587	319,840	24%	95%	
	F60	Eagle Take Permit	50,308	50,308	-	50,308	-	-	
	F98	Project Management	111,807	111,807	49,406	62,401	44%	50%	
	F99	Expenses	22,144	22,144	4,791	17,353	22%	20%	
hc) CH2-hc	Costs and Task % as of 05/21 Services		3,356,849	3,356,849	2,276,379	1,080,470	68%		
	HC50	Preliminary Hydraulic Modeling	233,445	232,783	175,661	57,121	75%	75%	
	HC51	Feasibility Report (Draft)	89,293	89,293	-	89,293	-	-	
	HC52	Feasibility Report (Final)	37,907	37,907	-	37,907	-	-	
	HC53	Constructability Analysis	100,407	100,407	37,865	62,542	38%	40%	
	HC56	Develop Class 4 Cost Estimate Including Mitigation Measures	148,071	148,071	137,860	10,210	93%	95%	
	HC57	DSOD Engagement	82,803	54,803	3,389	51,414	6%	10%	
	HC58	Provide Engineering Support for Environmental & Permitting	2,117,841	2,229,841	1,775,982	453,859	80%	85%	
	HC59	Convert Drawings to GIS Geodatabase File Format	34,359	34,359	27,775	6,584	81%	90%	
	HC63	Risk Workshop Support	58,693	58,693	-	58,693	-	-	
	HC64	Program Design/Construction/Permit Implementation	116,505	58,505	4,642	53,863	8%	10%	
	HC65	Geotechnical Permit Planning & Investigation Plan (Geosyntec)	83,095	57,757	25,374	32,383	44%	80%	
	HC98	Project Management	211,331	211,331	74,339	136,992	35%	40%	
	HC99	Expenses	43,100	43,100	13,492	29,608	31%	35%	

Area / Consultant	Task ID	Task Name	Amendment 2 Work Plan Budget						
			\$ Initial Approved Budget	\$ Current Approved Budget	\$ Spent to date	\$ Budget Remaining	Spent %	Task % Complete	16 Month Plan
hr) AEC-hr	Costs and Task % as of 05/21 Services		1,765,758	1,765,758	1,201,317	564,442	68%		
	HR01	Project Coordination	41,239	41,239	34,116	7,123	83%	61%	
	HR50	Preliminary Hydraulic Modeling	12,092	12,092	5,905	6,187	49%	49%	
	HR51	Feasibility Report (Draft)	225,903	225,903	179,370	46,533	79%	70%	
	HR52	Feasibility Report (Final)	90,668	<i>65,668</i>	-	65,668	-	-	
	HR53	Constructability Analysis	156,475	<i>166,475</i>	163,508	2,967	98%	100%	
	HR54	Confirm Project Benefits	65,161	65,161	30,377	34,784	47%	50%	
	HR55	Cost Allocations	24,190	24,190	5,081	19,110	21%	21%	
	HR56	Develop Class 4 Cost Estimate Including Mitigation Measures	294,941	<i>364,941</i>	364,815	126	100%	100%	
	HR57	DSOD Engagement Plan and Feasibility Review	108,881	<i>63,881</i>	6,361	57,520	10%	33%	
	HR58	Engineering Support for Environmental & Permitting	261,733	<i>296,733</i>	240,791	55,941	81%	87%	
	HR59	Convert Drawings to GIS Geodatabase File Format	41,705	41,705	41,649	55	100%	100%	
	HR60	Confirm Environmental Feasibility with Mitigation	7,005	7,005	1,983	5,022	28%	28%	
	HR61	Economic Feasibility	23,186	23,186	9,739	13,448	42%	44%	
	HR62	Financial Feasibility Coordination	23,186	23,186	3,965	19,221	17%	20%	
	HR63	Risk Workshop Support	63,760	<i>43,760</i>	8,412	35,348	19%	19%	
	HR64	Program Design/Construction/Permit Implementation	47,811	47,811	14,864	32,947	31%	30%	
	HR65	Geotechnical Permit Planning & Investigation Plan	172,139	<i>147,139</i>	23,520	123,619	16%	16%	
	HR98	Project Management	103,682	103,682	66,861	36,821	64%	68%	
	HR99	Expenses	2,000	2,000	-	2,000	-	10%	
i) FUG	Costs and Task % as of 06/21 Services		2,079,804	2,079,804	916,804	1,163,000	44%		
	I50	Field Data Collection	874,750	874,750	555,653	319,097	64%	64%	
	I51	Geotechnical Data Reports	341,730	341,730	149,918	191,812	44%	44%	
	I52	Preliminary Planning for Design	298,901	298,901	25,748	273,153	9%	9%	
	I53	Work Plans for Design Level Geologic and Geotechnical Engineering Invest	185,449	185,449	-	185,449	-	-	
	I98	Project Management	63,973	63,973	28,896	35,077	45%	45%	
	I99	Expenses	315,000	315,000	156,587	158,413	50%	50%	
Totals			23,956,601	25,046,643	13,513,921	11,532,722	54%		

Notes: * Amended budgeted items are noted in orange italics.