



Topic: **Reservoir Committee Agenda Item 1.3**

August 20, 2021

Subject: **Payment of Claims**

Requested Action:

Approve the Payment of Claims.

Detailed Description/Background:

The Authority's Accounts Payable Approval Policy provides for twice a month payment of claims. The delegated authority to approve the twice a month payment of claims is the Authority Treasure and Executive Director as long as the expenses are included in the Authority's approved work plan. The Policy also requires Authority Board level approval of both twice a month payment of claims and warrants.

Attachment A presents the warrants to be drawn against the invoices received by the Sites Project Authority through August 2, 2021 that are included in Attachment B invoice tables.

Attachment B summarizes details of the invoices included in the July 23, 2021 and August 6, 2021 payment of claims invoice tables and how the incurred costs are allocated between the Authority and Reservoir Committee.

Attachment C presents the monthly budget status of the key consultants' task orders and tasks.

Prior Action:

None.

Fiscal Impact/Funding Source:

Total Payment of Claims is \$1,888,401.94 with \$43,324.84 of costs being assigned to the Authority and \$1,845,077.10 assigned to the Reservoir Committee.

For the Reservoir Committee assigned amount, \$904,414.72 will be paid through the WSIP account, \$253,306.54 paid through the FAA/WIIN account, and \$687,355.84 through the JPA/Sites account as shown in Attachment B.

Staff Contact:

Joe Trapasso

Attachments:

Attachment A: Report on Warrants to be Drawn for Payment of Claims

Attachment B: Payment of Claims Invoice Tables

Attachment C: Key Consultant Budget Status Report

**WARRANTS DRAWN AGAINST
Sites Project Authority- General Fund
August 25, 2021**

August 20 , 2021 Reservoir Committee
Agenda Item 1.3 Attachment A

Warrant Number	Check Date	Vendor	Invoice Description	Amount Paid
2382	07/23/2021	M.R. Cleaning Services	Office Cleaning	200.00
2383	07/23/2021	Rush Personnel Services, Inc	Administrative Services	2,115.00
ACH	07/28/2021	CH2M Hill	Sim Modeling/Engineering Services	107,942.88
ACH	07/28/2021	ICF Jones & Stokes	Env & Bio/Permitting & Agreements	492,369.36
ACH	07/28/2021	Katz & Associates	Communications	32,317.76
ACH	07/28/2021	Montague DeRose and Associates LLC	Municipal Advisor	47,400.00
ACH	07/28/2021	The Catalyst Group, Inc.	Strategic Planning Services	10,053.75
2384	08/10/2021	Fechter & Company CPA	Accounting Services	4,811.20
2385	08/10/2021	Maximum Pest Control	Pest Spraying	65.00
2386	08/10/2021	Mt Shasta Water	Office Water	104.10
2387	08/10/2021	Recology Butte Colusa Counties	Office Trash Pickup	37.08
2388	08/10/2021	Rush Personnel Services, Inc	Administrative Services	2,407.50
2389	08/10/2021	US Bank	Misc. Expenses	213.44
ACH	08/11/2021	Adept Solutions	IT Related Services	1,289.62
ACH	08/11/2021	Dunn Consulting	Legislative/Regulatory/Strategic Support	8,000.00
ACH	08/11/2021	Kcoe Isom, LLP	Accounting	1,975.00
ACH	08/11/2021	The Ferguson Group	Federal Government Affairs Support	15,000.00
ACH	08/11/2021	Young Wooldridge Law Offices LLP	Legal Counsel	4,378.99

THE FOREGOING CLAIM, NUMBERED, ACH/2382-2389 ARE APPLIED TO THE
GENERAL FUND OF SITES PROJECT AUTHORITY AND ARE WARRANTS AUTHORIZED THERETO.

Total Amount 730,680.68

County of Colusa

Westside Water District

Colusa County Water District

Placer County Water Agency/City of Roseville

County of Glenn

Sacramento County Water Agency/City of Sacramento

Glenn-Colusa Irrigation District

Reclamation District No. 108

Tehama Colusa Canal Authority

WARRANTS DRAWN AGAINST
Sites Project Authority-Federal Funds
August 25, 2021

Warrant Number	Check Date	Vendor	Invoice Description	Amount Paid
ACH	07/28/2021	AECOM	Engineering Services	112,919.14
ACH	07/28/2021	CH2M Hill	Sim Modeling/Engineering Services	113,846.49
ACH	07/28/2021	Stradling Yocca Calson & Rauth	Bond Counsel	26,540.91
THE FOREGOING CLAIM, NUMBERED ACH ARE APPLIED TO THE				Total Amount
FEDERAL FUND OF SITES PROJECT AUTHORITY AND ARE WARRANTS AUTHORIZED THERETO.				253,306.54

County of Colusa

Westside Water District

Colusa County Water District

Placer County Water Agency/City of Roseville

County of Glenn

Sacramento County Water Agency/City of Sacramento

Glenn-Colusa Irrigation District

Reclamation District No. 108

Tehama Colusa Canal Authority

WARRANTS DRAWN AGAINST
Sites Project Authority-WSIP Fund
August 25, 2021

Warrant Number	Check Date	Vendor	Invoice Description	Amount Paid
ACH	08/11/2021	Brown and Caldwell	Project Controls	151,166.48
ACH	08/11/2021	Forsythe Group LLC	EPP Manager	30,842.92
ACH	08/11/2021	Fugro USA Land Inc	Geotech Engineering	81,128.84
ACH	08/11/2021	HDR Engineering Inc	Project Integration	236,557.73
ACH	08/11/2021	MBK Engineers Inc	Reservoir Operations	21,755.00
ACH	08/11/2021	Perkins Coie LLP	Special Legal	280,307.25
ACH	08/11/2021	Somach Simmons & Dunn	Legal Counsel- Water Rights	15,298.00
ACH	08/11/2021	Spesert Consulting	Communications Manager	21,922.74
ACH	08/11/2021	Trapasso Consulting Services	Prog Operations Mgr	29,935.76
ACH	08/11/2021	Waterology Consulting	Executive Director Services	35,500.00
THE FOREGOING CLAIM, ACH ARE APPLIED TO THE				Total Amount
WSIP FUND OF SITES PROJECT AUTHORITY AND ARE WARRANTS AUTHORIZED THERETO.				904,414.72

County of Colusa

Westside Water District

Colusa County Water District

Placer County Water Agency/City of Roseville

County of Glenn

Sacramento County Water Agency/City of Sacramento

Glenn-Colusa Irrigation District

Reclamation District No. 108

Tehama Colusa Canal Authority



July 23, 2021

Topic: Program Operations - Finance

Subject: Consultant/Vendor Invoices Received for August 2021 Board Authority and Reservoir Committee

Purpose: Summarize the review of invoices for preparation of monthly Accountant and Treasurer's reports.

The following consultant and vendor invoices were received and reviewed for inclusion in Payment of Claims for the Authority Board and Reservoir Committee consideration at their August monthly meetings.

Consultant/Vendor	Invoice #		Total	\$ Authority Board	\$ Reservoir Committee	Review by
	Date	Period				
Approval Items (Cycle A)						
AECOM (Reservoir)	• 2000519354		\$112,919.14		\$112,919.14	HL
Engineering Services	7/21/21	06/21				
CH2M Hill Engineers (Operations)	• D3205402-010		\$107,942.88		\$107,942.88	AEF
Operations / Simulation Modeling	7/16/21	6/21				
CH2M Hill Engineers (Conveyance)	• D3380602-010		\$113,846.49		\$113,846.49	HL
Engineering Services	7/16/21	6/21				
ICF Jones & Stokes, Inc. (Environ.)	• 0156433		\$327,541.90		\$327,541.90	AEF
Env/Biological Services	7/15/21	6/21				
ICF Jones & Stokes, Inc. (Permitting)	• 0156434		\$164,827.46		\$164,827.46	AEF
Permitting and Agreements	7/15/21	6/21				
Katz & Associates	• 414445		\$32,317.76	\$12,927.11	\$19,390.65	KMS
Communications	7/12/21	6/21				
Montague DeRose & Associates, LLC	• 5147SITES		\$47,400.00		\$47,400.00	JPR
Municipal Advisor	7/16/21	6/21				
M.R. Cleaning Service	110		\$200.00	\$200.00		KMS
Office Cleaning	6/30/21	6/21				
Rush Personnel	IVC000000144903		\$1,035.00	\$207.00	\$828.00	KMS
Yolanda Tirado Services	7/12/21	7/21				
Rush Personnel	IVC000000144904		\$1,080.00	\$216.00	\$864.00	KMS
Yolanda Tirado Services	7/12/21	7/21				
Stradling, Yocca, Carlson & Rauth	• 377995-0001		\$26,540.91		\$26,540.91	JPR
Bond Counsel	7/13/21	6/21				
The Catalyst Group	• 565		\$10,053.75	\$10,053.75		JB
Strategic Planning Services	7/7/21	6/21				

• electronic payments



Topic: **Program Operations - Finance**

Subject: **Consultant/Vendor Invoices Received for August 2021 Board Authority and Reservoir Committee**

Purpose: Summarize the review of invoices for preparation of monthly Accountant and Treasurer's reports.

The following consultant and vendor invoices were received and reviewed for inclusion in Payment of Claims for the Authority Board and Reservoir Committee consideration at their August monthly meetings.

Consultant/Vendor	Invoice #		Total	\$ Authority Board	\$ Reservoir Committee	Review by
	Date	Period				
2021-08 (a) Month Account Charges	Month (a) Totals		945,705.29	23,603.86	922,101.43	
12 Invoices	JPA/Sites		692,398.75	23,603.86	668,794.89	Invoices in by 07/19/21
ACH Payments = \$943,390.29	WSIP		0.00		0.00	
Paper Checks = \$2,315.00	FAA/WIIN		253,306.54		253,306.54	
WSIP To Date	Cumulative Costs		16,817,309.56	16,818,855.62		Income @ 05/19/21
	Balance		1,546.06			
FAA/WIIN To Date	Cumulative Costs		2,023,880.25	2,038,418.98		Income @ 05/20/21
	Balance		14,538.73			

Notes:

Authorized By:

July 26, 2021

Jerry Brown, Executive Director

Date

07/26/21

Jamie Traynham, Authority Board Treasurer

Date

The payment of claims Consultant/Vendor Invoice Table has been prepared following the requirements in the Authority's Accounts Payable Approval Procedure and is ready for final review and approval by the Authority Treasurer and Executive Director. The Procedure's review process for the subject invoices included:

- **Project Controls** staff conducting a comprehensive review of approved billing rates and tabulation details in each invoice,
- **Integration Leads and Authority Agents** review of hours billed to ensure they are appropriate for the work performed and the appropriate staff experience mix for the work conducted, and
- **Program Operations Manager's** oversight of the process and review of the Consultant/Vendor Invoice Table.

Topic: Program Operations - Finance

Subject: Consultant/Vendor Invoices Received for August 2021 Board Authority and Reservoir Committee

Purpose: Summarize the review of invoices for preparation of monthly Accountant and Treasurer's reports.

The following consultant and vendor invoices were received and reviewed for inclusion in Payment of Claims for the Authority Board and Reservoir Committee consideration at their August monthly meetings.

Consultant/Vendor	Invoice #		Total	\$ Authority Board	\$ Reservoir Committee	Review by
	Date	Period				
Approval Items (Cycle B)						
Adept Solutions	• MSP-142579		\$784.50	\$156.90	\$627.60	KMS
IT Related Services/Computer Equipment	8/1/21	08/21				
Adept Solutions	• 142657		\$246.95	\$49.39	\$197.56	KMS
IT Related Services/Computer Equipment	7/27/21	5/21				
Adept Solutions	• 142658		\$258.17	\$51.63	\$206.54	KMS
IT Related Services/Computer Equipment	7/27/21	6/21				
Brown and Caldwell	• 17415245		\$151,166.48		\$151,166.48	JAT
Project Controls	8/2/21	7/21				
Dunn Consulting	• Letter		\$8,000.00	\$4,000.00	\$4,000.00	KMS
Legislative/Regulatory/Strategic Support	8/3/21	7/21				
Fechter and Company, CPAs	Letter		\$4,811.20	\$4,811.20		JAT
Accounting Services	3/31/21	7/21				
Forsythe Group, LLC	• SPA-202107		\$30,842.92		\$30,842.92	JB
EPP Manager	7/31/21	7/21				
Fugro	• 04.00171955-11		\$81,128.84		\$81,128.84	HL
Geotechnical Engineering Services	7/29/21	7/21				
HDR	• 1200363436		\$236,557.73		\$236,557.73	JAT
Project Integration	7/30/21	7/21				
K-Coe Isom, LLP	• KC126572		\$1,975.00	\$395.00	\$1,580.00	JAT
Accounting	7/31/21	7/21				
Maximum Pest Control	53700		\$65.00	\$65.00		KMS
Pest Spraying	7/26/21	7/21				
MBK Engineers	• 21-06-4941.0		\$21,755.00		\$21,755.00	AEF
Reservoir Operations	6/30/21	6/21				
MT Shasta Water	410151		\$94.45	\$94.45		KMS
Office Water	7/27/21	7/21				
MT Shasta Water	404196		\$9.65	\$9.65		KMS
Office Water	7/6/21	7/21				
Perkins Coie, LLP	• 6434042		\$280,307.25		\$280,307.25	AEF
Special Legal	7/28/21	6/21				
Recology Butte Colusa Counties	38896320		\$37.08	\$37.08		KMS
Office Trash Pickup	7/31/21	7/21				

Topic: Program Operations - Finance

Subject: Consultant/Vendor Invoices Received for August 2021 Board Authority and Reservoir Committee

Purpose: Summarize the review of invoices for preparation of monthly Accountant and Treasurer's reports.

The following consultant and vendor invoices were received and reviewed for inclusion in Payment of Claims for the Authority Board and Reservoir Committee consideration at their August monthly meetings.

Consultant/Vendor	Invoice #		Total	\$ Authority Board	\$ Reservoir Committee	Review by
	Date	Period				
Rush Personnel <i>Yolanda Tirado Services</i>	IVC000000145186 7/26/21	7/21	\$1,057.50	\$211.50	\$846.00	KMS
Rush Personnel <i>Yolanda Tirado Services</i>	IVC000000145187 7/26/21	7/21	\$1,350.00	\$270.00	\$1,080.00	KMS
Somach Simmons & Dunn <i>Legal Counsel-Water Rights</i>	• 3010996 8/2/21	7/21	\$15,298.00		\$15,298.00	AEF
Spesert Consulting <i>Bus/Communications Manager</i>	• 07-21 8/1/21	7/21	\$21,922.74		\$21,922.74	JB
The Ferguson Group <i>Federal Government Affairs Support</i>	• 0721149 7/1/21	7/21	\$15,000.00	\$7,500.00	\$7,500.00	KMS
Trapasso Consulting Services <i>Program Operations Manager</i>	• SPA 17-46 8/1/21	7/21	\$29,935.76		\$29,935.76	JB
U.S. Bank - Credit Card <i>Misc. Expenses</i>	Online 8/1 8/1/21	7/21	\$213.44	\$213.44		KMS
Waterology Consulting <i>Executive Director Services</i>	• 16 8/2/21	7/21	\$35,500.00		\$35,500.00	JT/ FD /JS
Young Wooldridge, Law Offices, LLP <i>Legal Counsel</i>	• 79546 7/31/21	7/21	\$4,378.99	\$1,855.74	\$2,523.25	JAT



August 6, 2021

Topic: Program Operations - Finance

Subject: Consultant/Vendor Invoices Received for August 2021 Board Authority and Reservoir Committee

Purpose: Summarize the review of invoices for preparation of monthly Accountant and Treasurer's reports.

The following consultant and vendor invoices were received and reviewed for inclusion in Payment of Claims for the Authority Board and Reservoir Committee consideration at their August monthly meetings.

Consultant/Vendor	Invoice #		Total	\$ Authority Board	\$ Reservoir Committee	Review by
	Date	Period				
• <i>electronic payments</i>						
			Total	\$ Authority Board	\$ Reservoir Committee	
2021-08 (b) Month Account Charges	Month (b) Totals	942,696.65	19,720.98	922,975.67		
		-				
25 Invoices	JPA/Sites	38,281.93	19,720.98	18,560.95	Invoices in by 08/02/21	
ACH Payments = \$935,058.33	WSIP	904,414.72		904,414.72		
Paper Checks = \$7,638.32	FAA/WIIN			-		
WSIP To Date	Cumulative	17,721,724.28	20,038,438.20		Income @ 07/28/21	
	Balance	2,316,713.92				
FAA/WIIN To Date	Cumulative	2,023,880.25	2,038,418.98		Income @ 05/20/21	
	Balance	14,538.73				

Notes:

Authorized By:

 **8/9/21**
Jerry Brown, Executive Director Date

 **08/09/21**
Jamie Traynham, Authority Board Treasurer Date

The payment of claims Consultant/Vendor Invoice Table has been prepared following the requirements in the Authority's Accounts Payable Approval Procedure and is ready for final review and approval by the Authority Treasurer and Executive Director. The Procedure's review process for the subject invoices included:

- **Project Controls** staff conducting a comprehensive review of approved billing rates and tabulation details in each invoice,
- **Integration Leads and Authority Agents** review of hours billed to ensure they are appropriate for the work performed and the appropriate staff experience mix for the work conducted, and
- **Program Operations Manager's** oversight of the process and review of the Consultant/Vendor Invoice Table.






















































AUGUST 2021 KEY CONSULTANT BUDGET REPORT
FOR AUTHORITY BOARD AND RESERVOIR COMMITTEE,
FINANCE AND ECONOMICS AD HOC COMMITTEE

August 20 , 2021 Reservoir Committee
Agenda Item 1.3 Attachment C

8/6/2021

Area / Consultant	Task ID	Task Name	Amendment 2 Work Plan Budget						
			\$ Initial Approved Budget	\$ Current Approved Budget	\$ Spent to date	\$ Budget Remaining	Spent %	Task % Complete	16 Month Plan
a) HDR		Costs and Task % as of 07/21 Services	4,342,136	4,342,136	2,362,696	1,979,440	54%		
	A01	Communications		-	-	-	-	-	
	A02	Operations Modeling Simulation Integration	321,730	321,730	203,489	118,241	63%	71%	
	A03	Environmental Planning Integration	832,095	832,095	526,279	305,816	63%	70%	
	A04	Permitting & Agreements Integration	1,034,175	1,034,175	626,641	407,534	61%	55%	
	A05	Real Estate Integration	247,404	247,404	218,100	29,304	88%	75%	
	A06	Engineering Services Integration	708,761	708,761	269,025	439,736	38%	69%	
	A07	Geology & Geotechnical Engineering Integration	38,464	38,464	6,331	32,133	16%	60%	
	A08	Project Controls Integration	429,595	429,595	150,987	278,608	35%	64%	
	A09	General Integration	127,202	127,202	79,086	48,116	62%	88%	
	A13	Risk Management	-	-	-	-	-	-	
	A14	IT	52,500	52,500	47,696	4,804	91%	69%	
	A15	GIS	52,500	52,500	3,540	48,960	7%	69%	
	A16	Document Management	58,800	58,800	42,624	16,176	72%	69%	
	A17	Staff Support	36,750	36,750	28,955	7,795	79%	69%	
	A98	Project Management	274,160	274,160	140,216	133,944	51%	69%	
	A99	Expenses	128,000	128,000	19,728	108,272	15%	69%	
b) BC		Costs and Task % as of 07/21 Services	2,505,736	3,120,019	1,826,626	1,293,393	59%		
	B01	Controls	525,511	525,511	411,533	113,978	78%	78%	
	B02	Contract Administration and Compliance	273,123	273,123	61,472	211,651	23%	23%	
	B03	Work Planning and Scheduling	491,000	491,000	218,344	272,657	44%	44%	
	B04	Project Administrative Support	344,532	344,532	217,257	127,274	63%	69%	
	B05	Project Management Plan	39,014	39,014	36,508	2,506	94%	94%	
	B06	Accounts Payable and Receivable	114,116	114,116	110,253	3,864	97%	69%	
	B07	Local Funding	230,326	230,326	65,228	165,098	28%	28%	
	B08	State Funding	44,958	44,958	35,556	9,403	79%	79%	
	B09	Federal Funding	82,902	82,902	41,642	41,260	50%	50%	
	B10	Annual Reporting	21,787	21,787	29,693	(7,906)	136%	100%	
	B11	Project Financing	108,555	722,838	450,429	272,409	62%	62%	
	B12	Risk Management	5,227	5,227	-	5,227	-	-	
	B98	Project Management & QC	196,686	196,686	141,597	55,089	72%	69%	

Area / Consultant	Task ID	Task Name	Amendment 2 Work Plan Budget						
			\$ Initial Approved Budget	\$ Current Approved Budget	\$ Spent to date	\$ Budget Remaining	Spent %	Task % Complete	16 Month Plan
	B99	Expenses	28,000	28,000	7,115	20,885	25%	26%	
c) K&A		Costs and Task % as of 06/21 Services	400,000	624,999	256,054	368,945	41%		
	C50	Outreach Support (Local, State, Industry and NGO)	120,000	120,000	72,517	47,483	60%	60%	
	C51	Strategic Communications and Message Development	59,998	59,998	36,691	23,308	61%	60%	
	C52	Informational Materials and Media	79,830	79,830	59,899	19,931	75%	60%	
	C53	Authority/Reservoir Committee Engagement/Public Affairs Support	40,435	40,435	22,644	17,791	56%	60%	
	C54	Environmental Process Public Involvement Support	39,406	39,406	9,244	30,162	23%	25%	
	C55	EIR Communications Support		224,999	8,782	216,218	4%	10%	
	C98	Project Management	39,978	39,978	31,305	8,673	78%	60%	
	C99	Expenses	20,353	20,353	14,973	5,380	74%	40%	
d) CH2-d		Costs and Task % as of 06/21 Services	2,094,564	2,094,564	1,619,476	475,087	77%		
	D50	Operations Analysis	1,008,060	1,008,060	1,088,988	(80,928)	108%	95%	
	D51	Operations Plan	45,019	45,019	16,057	28,961	36%	40%	
	D52	Operational Agreements	45,019	45,019	2,783	42,236	6%	25%	
	D53	Documentation	178,906	178,906	415,635	(236,729)	232%	85%	
	D54	Baseline Bridging Analysis	247,322	247,322	-	247,322	-	-	
	D55	CWC/WSIP	431,788	431,788	65,579	366,210	15%	95%	
	D98	Project Management	129,175	129,175	30,435	98,740	24%	25%	
	D99	Expenses	9,276	9,276	-	9,276	-	-	
e) ICF-e		Costs and Task % as of 06/21 Services	3,010,759	3,260,757	2,719,465	541,292	83%		
	E50	Support Development of EIR/EIS Project	121,814	121,814	120,124	1,689	99%	100%	
	E51	Revised Admin Drat EIR/EIS	2,153,661	2,378,151	2,355,122	23,028	99%	95%	
	E52	Revised Public Draft EIR/EIS	233,123	258,631	167,532	91,099	65%	25%	
	E53	Public Review	46,101	46,101	615	45,486	1%	-	
	E54	Comment Summary	104,505	104,505	-	104,505	-	-	
	E55	Admin Final EIR/EIS	230,799	230,799	-	230,799	-	-	
	E98	Project Management	103,413	103,413	70,851	32,562	69%	70%	
	E99	Expenses	17,344	17,344	5,222	12,122	30%	20%	

Area / Consultant	Task ID	Task Name	Amendment 2 Work Plan Budget						
			\$ Initial Approved Budget	\$ Current Approved Budget	\$ Spent to date	\$ Budget Remaining	Spent %	Task % Complete	16 Month Plan
f) ICF-f		Costs and Task % as of 06/21 Services	4,400,995	4,400,995	1,355,459	3,045,536	31%		
	F50	BA/BO Support	811,725	811,725	543,035	268,690	67%	55%	
	F51	Section 106 Programmatic Agreement	347,958	347,958	80,058	267,901	23%	20%	
	F52	ITP-2081 Permit - Construction Application	297,586	297,586	17,154	280,431	6%	15%	
	F53	ITP-2081 Permit - Operations Application	377,297	377,297	100,625	276,673	27%	20%	
	F54	Clean Water Act 404 Packet	496,327	496,327	143,236	353,092	29%	25%	
	F55	Clean Water Act 401 Permit Applications	204,442	204,442	90,639	113,803	44%	40%	
	F56	Section 408 Draft Packet	254,200	254,200	4,435	249,765	2%	2%	
	F57	Aquatic Resources Mapping and Report/Focused Species Surveys	342,741	342,741	134,952	207,789	39%	55%	
	F58	Mitigation Plan/Adaptive Management Plan/Mitigation Measure Evaluatic	664,034	664,034	76,657	587,378	12%	25%	
	F59	Finalize Geotechnical Permits and Fieldwork	420,427	420,427	105,092	315,334	25%	95%	
	F60	Eagle Take Permit	50,308	50,308	-	50,308	-	-	
	F98	Project Management	111,807	111,807	54,785	57,022	49%	60%	
	F99	Expenses	22,144	22,144	4,791	17,353	22%	20%	
hc) CH2-hc		Costs and Task % as of 06/21 Services	3,356,849	3,356,849	2,390,226	966,624	71%		
	HC50	Preliminary Hydraulic Modeling	233,445	232,783	186,977	45,806	80%	80%	
	HC51	Feasibility Report (Draft)	89,293	-	-	-	-	-	
	HC52	Feasibility Report (Final)	37,907	37,907	-	37,907	-	-	
	HC53	Constructability Analysis	100,407	100,407	37,865	62,542	38%	40%	
	HC56	Develop Class 4 Cost Estimate Including Mitigation Measures	148,071	148,071	137,860	10,210	93%	100%	
	HC57	DSOD Engagement	82,803	29,404	3,389	26,015	12%	10%	
	HC58	Provide Engineering Support for Environmental & Permitting	2,117,841	2,229,841	1,808,512	421,330	81%	87%	
	HC59	Convert Drawings to GIS Geodatabase File Format	34,359	34,359	27,775	6,584	81%	90%	
	HC63	Risk Workshop Support	58,693	58,693	-	58,693	-	-	
	HC64	Program Design/Construction/Permit Implementation	116,505	58,505	4,642	53,863	8%	10%	
	HC65	Geotechnical Permit Planning & Investigation Plan (Geosyntec)	83,095	172,449	92,521	79,928	54%	85%	
	HC98	Project Management	211,331	211,331	77,194	134,137	37%	45%	
	HC99	Expenses	43,100	43,100	13,492	29,608	31%	40%	

AUGUST 2021 KEY CONSULTANT BUDGET REPORT
FOR AUTHORITY BOARD AND RESERVOIR COMMITTEE,
FINANCE AND ECONOMICS AD HOC COMMITTEE

8/6/2021

			Amendment 2 Work Plan Budget						
Area / Consultant	Task ID	Task Name	\$ Initial Approved Budget	\$ Current Approved Budget	\$ Spent to date	\$ Budget Remaining	Spent %	Task % Complete	16 Month Plan
hr) AEC-hr	Costs and Task % as of 06/21 Services		1,765,758	1,765,758	1,314,236	451,523	74%		
	HR01	Project Coordination	41,239	41,239	34,798	6,442	84%	67%	<div><div></div></div>
	HR50	Preliminary Hydraulic Modeling	12,092	12,092	5,905	6,187	49%	55%	<div><div></div></div>
	HR51	Feasibility Report (Draft)	225,903	225,903	194,027	31,876	86%	78%	<div><div></div></div>
	HR52	Feasibility Report (Final)	90,668	65,668	-	65,668	-	-	<div><div></div></div>
	HR53	Constructability Analysis	156,475	166,475	163,508	2,967	98%	100%	<div><div></div></div>
	HR54	Confirm Project Benefits	65,161	65,161	42,507	22,654	65%	72%	<div><div></div></div>
	HR55	Cost Allocations	24,190	24,190	8,054	16,136	33%	72%	<div><div></div></div>
	HR56	Develop Class 4 Cost Estimate Including Mitigation Measures	294,941	364,941	364,815	126	100%	100%	<div><div></div></div>
	HR57	DSOD Engagement Plan and Feasibility Review	108,881	63,881	6,634	57,248	10%	45%	<div><div></div></div>
	HR58	Engineering Support for Environmental & Permitting	261,733	296,733	249,528	47,205	84%	93%	<div><div></div></div>
	HR59	Convert Drawings to GIS Geodatabase File Format	41,705	41,705	41,649	55	100%	100%	<div><div></div></div>
	HR60	Confirm Environmental Feasibility with Mitigation	7,005	7,005	3,222	3,783	46%	75%	<div><div></div></div>
	HR61	Economic Feasibility	23,186	23,186	18,487	4,700	80%	75%	<div><div></div></div>
	HR62	Financial Feasibility Coordination	23,186	23,186	10,421	12,766	45%	75%	<div><div></div></div>
	HR63	Risk Workshop Support	63,760	43,760	8,412	35,348	19%	19%	<div><div></div></div>
	HR64	Program Design/Construction/Permit Implementation	47,811	47,811	15,409	32,402	32%	32%	<div><div></div></div>
	HR65	Geotechnical Permit Planning & Investigation Plan	172,139	147,139	76,376	70,763	52%	85%	<div><div></div></div>
	HR98	Project Management	103,682	103,682	70,484	33,198	68%	73%	<div><div></div></div>
	HR99	Expenses	2,000	2,000	-	2,000	-	10%	<div><div></div></div>
i) FUG	Costs and Task % as of 07/21 Services		2,079,804	2,079,804	997,933	1,081,871	48%		
	I50	Field Data Collection	874,750	874,750	570,372	304,378	65%	65%	<div><div></div></div>
	I51	Geotechnical Data Reports	341,730	341,730	157,455	184,276	46%	46%	<div><div></div></div>
	I52	Preliminary Planning for Design	298,901	298,901	77,935	220,966	26%	26%	<div><div></div></div>
	I53	Work Plans for Design Level Geologic and Geotechnical Engineering Invest	185,449	185,449	-	185,449	-	-	<div><div></div></div>
	I98	Project Management	63,973	63,973	35,505	28,468	55%	56%	<div><div></div></div>
	I99	Expenses	315,000	315,000	156,666	158,334	50%	50%	<div><div></div></div>
		Totals	23,956,601	25,046,643	14,842,170	10,204,473	59%		

Notes: * Amended budgeted items are noted in orange italics.