



Meeting: **Joint Reservoir Committee & Authority Board**
Agenda Item 1.4

September 22, 2021

Subject: **Payment of Claims**

Requested Action:

Consider approval of the Payment of Claims.

Detailed Description/Background:

Attachment A presents the warrants to be drawn against the invoices received by the Sites Project Authority through September 7, 2021.

Attachment B summarizes details of the invoices received through September 7, 2021 and how the incurred costs are allocated between the Authority and Reservoir Committee.

Attachment C presents the budget status of the key consultants' task orders and tasks.

Prior Action:

None.

Fiscal Impact/Funding Source:

Total Payment of Claims is \$1,724,253.62 with \$34,113.59 of costs being assigned to the Authority and \$1,690,140.03 assigned to the Reservoir Committee.

For the Reservoir Committee assigned amount of \$1,648,596.92 will be paid through the WSIP account, \$0.0 paid through the FAA/WIIN account, and \$41,543.11 through the JPA/Sites account as shown in Attachment B.

Staff Contact:

Joe Trapasso

Primary Service Provider:

Project Controls.

Attachments:

Attachment A: Report on warrants to be drawn for Payment of Claims

Attachment B: Payment of Claims Consultant and Vendor Invoice table

Attachment C: Key Consultant Budget Status Report

**WARRANTS DRAWN AGAINST
Sites Project Authority-WSIP Fund
September 22, 2021**

September 22 , 2021, Joint Sites Meeting
Agenda Item 1.4 Attachment A

Warrant Number	Check Date	Vendor	Invoice Description	Amount Paid
ACH	09/13/2021	AECOM	Engineering Services	57,833.07
ACH	09/13/2021	CH2M Hill	Sim Modeling/Engineering Services	64,030.23
ACH	09/13/2021	CH2M Hill	Sim Modeling/Operations	123,732.59
ACH	09/13/2021	ICF Jones & Stokes	Env & Bio/Permitting & Agreements	182,664.84
ACH	09/13/2021	ICF Jones & Stokes	Env & Bio Services	412,064.35
ACH	09/13/2021	Stradling, Yocca, Carlson & Rauth	Bond Counsel	8,285.94
ACH	09/15/2021	Brown and Caldwell	Project Controls	215,771.86
ACH	09/15/2021	Forsythe Group LLC	EPP Manager	30,818.40
ACH	09/15/2021	Fugro USA Land Inc	Geotech Engineering	87,514.51
ACH	09/15/2021	HDR Engineering Inc	Project Integration	258,301.43
ACH	09/15/2021	MBK Engineers Inc	Reservoir Operations	25,684.50
ACH	09/15/2021	Perkins Coie LLP	Special Legal	78,504.75
ACH	09/15/2021	Somach Simmons & Dunn	Legal Counsel- Water Rights	16,175.34
ACH	09/15/2021	Spesert Consulting	Communications Manager	21,779.35
ACH	09/15/2021	Trapasso Consulting Services	Prog Operations Mgr	29,935.76
ACH	09/15/2021	Waterology Consulting	Executive Director Services	35,500.00
Total Amount				<u>1,648,596.92</u>

THE FOREGOING CLAIM, ACH ARE APPLIED TO THE
WSIP FUND OF SITES PROJECT AUTHORITY AND ARE WARRANTS AUTHORIZED THERETO.

County of Colusa	Westside Water District
Colusa County Water District	Placer County Water Agency/City of Roseville
County of Glenn	Sacramento County Water Agency/City of Sacramento
Glenn-Colusa Irrigation District	Reclamation District No. 108
Tehama Colusa Canal Authority	

**WARRANTS DRAWN AGAINST
Sites Project Authority- General Fund
September 22, 2021**

Warrant Number	Check Date	Vendor	Invoice Description	Amount Paid
2390	09/10/2021	M.R. Cleaning Services	Office Cleaning	200.00
2391	09/10/2021	Rush Personnel Services, Inc	Administrative Services	2,520.00
ACH	09/13/2021	Adept Solutions	IT Related Services	255.28
ACH	09/13/2021	Katz & Associates	Communications	34,996.19
ACH	09/13/2021	The Catalyst Group, Inc.	Strategic Planning Services	402.50
2392	09/13/2021	Maximum Pest Control	Pest Spraying	65.00
2393	09/13/2021	Mt Shasta Water	Office Water	20.65
2394	09/13/2021	Recology Butte Colusa Counties	Office Trash Pickup	37.08
2395	09/13/2021	Rush Personnel Services, Inc	Administrative Services	5,445.00
2396	09/13/2021	US Bank	Misc. Expenses	132.16
ACH	09/15/2021	Adept Solutions	IT Related Services	1,166.44
ACH	09/15/2021	Dunn Consulting	Legislative/Regulatory/Strategic Support	8,000.00
ACH	09/15/2021	Kcoe Isom, LLP	Accounting	2,980.00
ACH	09/15/2021	The Ferguson Group	Federal Government Affairs Support	15,000.00
ACH	09/15/2021	Young Wooldridge Law Offices LLP	Legal Counsel	4,436.40

THE FOREGOING CLAIM, NUMBERED, ACH/2390-2396 ARE APPLIED TO THE
GENERAL FUND OF SITES PROJECT AUTHORITY AND ARE WARRANTS AUTHORIZED THERETO.

Total Amount 75,656.70

County of Colusa

Westside Water District

Colusa County Water District

Placer County Water Agency/City of Roseville

County of Glenn

Sacramento County Water Agency/City of Sacramento

Glenn-Colusa Irrigation District

Reclamation District No. 108

Tehama Colusa Canal Authority



August 19, 2021

Topic: Program Operations - Finance

Subject: Consultant/Vendor Invoices Received for September 2021 Board Authority and Reservoir

Purpose: Summarize the review of invoices for preparation of monthly Accountant and Treasurer's reports. The following consultant and vendor invoices were received and reviewed for inclusion in Payment of Claims for the Authority Board and Reservoir Committee consideration at their September monthly meetings.

Consultant/Vendor	Invoice #	Date	Period	Total	\$ Authority Board	\$ Reservoir Committee	Review by
Approval Items (Cycle A)							
Adept Solutions	• 142845						
<i>IT Related Services/Computer Equipment</i>		8/15/21	07/21	\$255.28	\$51.06	\$204.22	KMS
AECOM (Reservoir)	• 2000527838						
<i>Engineering Services</i>		8/13/21	7/21	\$57,833.07		\$57,833.07	HL
CH2M Hill Engineers (Operations)	• D3205402-011						
<i>Operations / Simulation Modeling</i>		8/13/21	7/21	\$123,732.59		\$123,732.59	AEF
CH2M Hill Engineers (Conveyance)	• D3380602-011						
<i>Engineering Services</i>		8/13/21	7/21	\$64,030.23		\$64,030.23	HL
ICF Jones & Stokes, Inc. (Environ.)	• 0157068						
<i>Env/Biological Services</i>		8/16/21	7/21	\$412,064.35		\$412,064.35	AEF
ICF Jones & Stokes, Inc. (Permitting)	• 0157070						
<i>Permitting and Agreements</i>		8/16/21	7/21	\$182,664.84		\$182,664.84	AEF
Katz & Associates	• 414512						
<i>Communications</i>		8/16/21	7/21	\$34,996.19	\$17,498.10	\$17,498.09	KMS
M.R. Cleaning Service	117						
<i>Office Cleaning</i>		7/31/21	7/21	\$200.00	\$200.00		KMS
Rush Personnel	IVC000000145441						
<i>Yolanda Tirado Services</i>		8/9/21	7/21	\$1,440.00	\$288.00	\$1,152.00	KMS
Rush Personnel	IVC000000145442						
<i>Yolanda Tirado Services</i>		8/9/21	8/21	\$1,080.00	\$216.00	\$864.00	KMS
Stradling, Yocca, Carlson & Rauth	• 378851-0001						
<i>Bond Counsel</i>		8/11/21	7/21	\$8,285.94		\$8,285.94	JPR
The Catalyst Group	• 574						
<i>Strategic Planning Services</i>		8/5/21	7/21	\$402.50	\$402.50		JB

• electronic payments

Topic: Program Operations - Finance

Subject: Consultant/Vendor Invoices Received for September 2021 Board Authority and Reservoir

Purpose: Summarize the review of invoices for preparation of monthly Accountant and Treasurer's reports. The following consultant and vendor invoices were received and reviewed for inclusion in Payment of Claims for the Authority Board and Reservoir Committee consideration at their September monthly meetings.

Consultant/Vendor	Invoice #		Total	\$ Authority Board	\$ Reservoir Committee	Review by
	Date	Period				
2021-09 (a) Month Account Charges	Month (a) Totals		886,984.99	18,655.66	868,329.33	
12 Invoices	JPA/Sites		38,373.97	18,655.66	19,718.31	Invoices in by 08/16/21
• ACH Payments = \$884,264.99	WSIP		848,611.02		848,611.02	
Paper Checks = \$2,720.00	FAA/WIIN					
WSIP To Date	Cumulative Costs		18,570,440.30	20,038,483.20		Income @ 07/28/21
	Balance		1,468,042.90			
FAA/WIIN To Date	Cumulative Costs		2,023,880.25	2,864,866.11		Income @ 08/12/21
	Balance		840,985.86			

Notes:

Authorized By


 Jerry Brown, Executive Director

9/9/21
 Date


 Jamie Traynham, Authority Board Treasurer

09/09/21

Date

Topic: **Program Operations - Finance**
Subject: Consultant/Vendor Invoices Received for September 2021 Board Authority and Reservoir

Purpose: Summarize the review of invoices for preparation of monthly Accountant and Treasurer's reports. The following consultant and vendor invoices were received and reviewed for inclusion in Payment of Claims for the Authority Board and Reservoir Committee consideration at their September monthly meetings.

Consultant/Vendor	Invoice #		Total	\$ Authority Board	\$ Reservoir Committee	Review by
	Date	Period				
Approval Items (Cycle B)						
Adept Solutions	• MSP-142815					
<i>IT Related Services/Computer Equipment</i>	9/1/21	09/21	\$791.44	\$158.29	\$633.15	KMS
Adept Solutions	• 142852					
<i>IT Related Services/Computer Equipment</i>	8/19/21	8/21	\$375.00	\$75.00	\$300.00	KMS
Brown and Caldwell	• 17417691					
<i>Project Controls</i>	9/7/21	8/21	\$215,771.86		\$215,771.86	JAT
Dunn Consulting	• Letter					
<i>Legislative/Regulatory/Strategic Support</i>	9/2/21	8/21	\$8,000.00	\$4,000.00	\$4,000.00	KMS
Forsythe Group, LLC	• SPA-202108					
<i>EPP Manager</i>	9/7/21	8/21	\$30,818.40		\$30,818.40	JB
Fugro	• 04.00171955-12					
<i>Geotechnical Engineering Services</i>	9/2/21	8/21	\$87,514.51		\$87,514.51	HL
HDR	• 1200372145					
<i>Project Integration</i>	9/7/21	8/21	\$258,301.43		\$258,301.43	JAT
K-Coe Isom, LLP	• KC129228					
<i>Accounting</i>	8/31/21	8/21	\$2,980.00	\$596.00	\$2,384.00	JAT
Maximum Pest Control	53941					
<i>Pest Spraying</i>	8/26/21	8/21	\$65.00	\$65.00		KMS
MBK Engineers	• 21-07-4941.0					
<i>Reservoir Operations</i>	8/23/21	7/21	\$25,684.50		\$25,684.50	AEF
MT Shasta Water	416229					
<i>Office Water</i>	8/17/21	8/21	\$20.65	\$20.65		KMS
Perkins Coie, LLP	• 6452152					
<i>Special Legal</i>	8/27/21	7/21	\$78,504.75		\$78,504.75	AEF
Recology Butte Colusa Counties	39079942					
<i>Office Trash Pickup</i>	8/31/21	8/21	\$37.08	\$37.08		KMS
Rush Personnel	IVC000000145739					
<i>Yolanda Tirado Services</i>	8/24/21	8/21	\$1,305.00	\$261.00	\$1,044.00	KMS

Topic: Program Operations - Finance

Subject: Consultant/Vendor Invoices Received for September 2021 Board Authority and Reservoir

Purpose: Summarize the review of invoices for preparation of monthly Accountant and Treasurer's reports. The following consultant and vendor invoices were received and reviewed for inclusion in Payment of Claims for the Authority Board and Reservoir Committee consideration at their September monthly meetings.

Consultant/Vendor	Invoice #		Total	\$ Authority Board	\$ Reservoir Committee	Review by
	Date	Period				
Rush Personnel <i>Yolanda Tirado Services</i>	IVC000000145740 8/24/21	8/21	\$1,260.00	\$252.00	\$1,008.00	KMS
Rush Personnel <i>Yolanda Tirado Services</i>	IVC000000146029 9/7/21	8/21	\$1,440.00	\$288.00	\$1,152.00	KMS
Rush Personnel <i>Yolanda Tirado Services</i>	IVC000000146030 9/7/21	9/21	\$1,440.00	\$288.00	\$1,152.00	KMS
Somach Simmons & Dunn <i>Legal Counsel-Water Rights</i>	• 3011272 9/7/21	8/21	\$16,175.34		\$16,175.34	AEF
Spesert Consulting <i>Bus/Communications Manager</i>	• 08-21 9/2/21	8/21	\$21,779.35		\$21,779.35	JB
The Ferguson Group <i>Federal Government Affairs Support</i>	• 0821149 8/1/21	8/21	\$15,000.00	\$7,500.00	\$7,500.00	KMS
Trapasso Consulting Services <i>Program Operations Manager</i>	• SPA 17-47 9/1/21	8/21	\$29,935.76		\$29,935.76	JB
U.S. Bank - Credit Card <i>Misc. Expenses</i>	Online 9/1 9/1/21	8/21	\$132.16	\$132.16		KMS
Waterology Consulting <i>Executive Director Services</i>	• 17 9/1/21	8/21	\$35,500.00		\$35,500.00	JT/ FD /JS
Young Wooldridge, Law Offices, LLP <i>Legal Counsel</i>	• 80841 8/31/21	8/21	\$4,436.40	\$1,784.75	\$2,651.65	JAT

• electronic payments

Topic: **Program Operations - Finance**

 Subject: **Consultant/Vendor Invoices Received for September 2021 Board Authority and Reservoir**

Purpose: Summarize the review of invoices for preparation of monthly Accountant and Treasurer's reports. The following consultant and vendor invoices were received and reviewed for inclusion in Payment of Claims for the Authority Board and Reservoir Committee consideration at their September monthly meetings.

Consultant/Vendor	Invoice #		\$ Authority Board	\$ Reservoir Committee	Review by
	Date	Period			
2021-09 (b) Month Account Charges	Month (b) Totals		837,268.63	15,457.93	821,810.70
			-		
24 Invoices • ACH Payments = \$831,568.74 Paper Checks = \$5,699.89	JPA/Sites		37,282.73	15,457.93	21,824.80
	WSIP		799,985.90		799,985.90
	FAA/WIIN				-
					Invoices in by 09/06/21
WSIP To Date	Cumulative		19,370,426.20	20,038,483.20	Income @ 07/28/21
	Balance		668,057.00		
FAA/WIIN To Date	Cumulative		2,023,880.25	2,864,866.11	Income @ 08/12/21
	Balance		840,985.86		

Notes:

Authorized By:



 Jerry Brown, Executive Director

9/14/2021

Date



 Jamie Traynham, Authority Board Treasurer

Date

The payment of claims Consultant/Vendor Invoice Table has been prepared following the requirements in the Authority's Accounts Payable Approval Procedure and is ready for final review and approval by the Authority Treasurer and Executive Director. The Procedure's review process for the subject invoices included:

- **Project Controls** staff conducting a comprehensive review of approved billing rates and tabulation details in each invoice,
- **Integration Leads and Authority Agents** review of hours billed to ensure they are appropriate for the work performed and the appropriate staff experience mix for the work conducted, and
- **Program Operations Manager's** oversight of the process and review of the Consultant/Vendor Invoice Table.



SEPTEMBER 2021 KEY CONSULTANT BUDGET REPORT
 FOR AUTHORITY BOARD AND RESERVOIR COMMITTEE,
 FINANCE AND ECONOMICS AD HOC COMMITTEE

September 22 , 2021, Joint Sites Meeting
 Agenda Item 1.4 Attachment C

9/10/2021

Area / Consultant	Task ID	Task Name	Amendment 2 Work Plan Budget					
			\$ Initial Approved Budget	\$ Current Approved Budget	\$ Spent to date	\$ Budget Remaining	Spent %	Task % Complete
a) HDR	Costs and Task % as of 08/21 Services		4,342,136	4,342,136	2,620,997	1,721,139	60%	
	A01	Communications		-	-	-	-	-
	A02	Operations Modeling Simulation Integration	321,730	321,730	223,320	98,411	69%	75%
	A03	Environmental Planning Integration	832,095	882,095	573,288	308,807	65%	72%
	A04	Permitting & Agreements Integration	1,034,175	1,034,175	701,265	332,910	68%	60%
	A05	Real Estate Integration	247,404	322,404	241,552	80,852	75%	80%
	A06	Engineering Services Integration	708,761	548,761	285,558	263,203	52%	73%
	A07	Geology & Geotechnical Engineering Integration	38,464	38,464	11,306	27,158	29%	80%
	A08	Project Controls Integration	429,595	429,595	168,049	261,547	39%	72%
	A09	General Integration	127,202	127,202	83,101	44,101	65%	91%
	A13	Risk Management	-	-	-	-	-	-
	A14	IT	52,500	92,500	60,581	31,919	65%	75%
	A15	GIS	52,500	12,500	3,540	8,960	28%	75%
	A16	Document Management	58,800	93,800	56,553	37,247	60%	75%
	A17	Staff Support	36,750	36,750	31,201	5,549	85%	75%
	A98	Project Management	274,160	274,160	154,612	119,548	56%	75%
	A99	Expenses	128,000	128,000	27,071	100,929	21%	75%
b) BC	Costs and Task % as of 08/21 Services		2,505,736	3,120,019	2,042,398	1,077,621	65%	
	B01	Controls	525,511	625,511	447,401	178,110	72%	74%
	B02	Contract Administration and Compliance	273,123	273,123	87,169	185,954	32%	31%
	B03	Work Planning and Scheduling	491,000	341,000	228,986	112,014	67%	67%
	B04	Project Administrative Support	344,532	344,532	241,936	102,596	70%	75%
	B05	Project Management Plan	39,014	89,014	45,018	43,996	51%	52%
	B06	Accounts Payable and Receivable	114,116	164,116	117,600	46,516	72%	75%
	B07	Local Funding	230,326	230,326	97,713	132,614	42%	43%
	B08	State Funding	44,958	64,958	39,776	25,182	61%	63%
	B09	Federal Funding	82,902	62,902	42,638	20,264	68%	68%
	B10	Annual Reporting	21,787	29,787	29,693	94	100%	100%
	B11	Project Financing	108,555	664,838	507,102	157,736	76%	80%
	B12	Risk Management	5,227	5,227	-	5,227	-	-
	B98	Project Management & QC	196,686	196,686	149,984	46,702	76%	75%



SEPTEMBER 2021 KEY CONSULTANT BUDGET REPORT
 FOR AUTHORITY BOARD AND RESERVOIR COMMITTEE,
 FINANCE AND ECONOMICS AD HOC COMMITTEE

9/10/2021


























Area / Consultant	Task ID	Task Name	Amendment 2 Work Plan Budget						
			\$ Initial Approved Budget	\$ Current Approved Budget	\$ Spent to date	\$ Budget Remaining	Spent %	Task % Complete	16 Month Plan
	B99	Expenses	28,000	28,000	7,384	20,616	26%	26%	
c) K&A		Costs and Task % as of 07/21 Services	400,000	624,999	291,050	333,949	47%		
	C50	Outreach Support (Local, State, Industry and NGO)	120,000	120,000	78,434	41,566	65%	65%	
	C51	Strategic Communications and Message Development	59,998	59,998	41,250	18,748	69%	65%	
	C52	Informational Materials and Media	79,830	79,830	61,952	17,878	78%	65%	
	C53	Authority/Reservoir Committee Engagement/Public Affairs Support	40,435	40,435	24,336	16,099	60%	65%	
	C54	Environmental Process Public Involvement Support	39,406	39,406	11,209	28,197	28%	30%	
	C55	EIR Communications Support		224,999	18,290	206,710	8%	15%	
	C98	Project Management	39,978	39,978	33,726	6,252	84%	65%	
	C99	Expenses	20,353	20,353	21,853	(1,500)	107%	50%	
d) CH2-d		Costs and Task % as of 07/21 Services	2,094,564	2,094,564	1,743,209	351,355	83%		
	D50	Operations Analysis	1,008,060	1,008,060	1,116,883	(108,823)	111%	95%	
	D51	Operations Plan	45,019	45,019	32,749	12,269	73%	70%	
	D52	Operational Agreements	45,019	45,019	3,260	41,759	7%	30%	
	D53	Documentation	178,906	178,906	489,801	(310,896)	274%	90%	
	D54	Baseline Bridging Analysis	247,322	247,322	-	247,322	-	-	
	D55	CWC/WSIP	431,788	431,788	66,592	365,197	15%	95%	
	D98	Project Management	129,175	129,175	33,924	95,250	26%	60%	
	D99	Expenses	9,276	9,276	-	9,276	-	-	
e) ICF-e		Costs and Task % as of 07/21 Services	3,010,759	3,260,757	3,131,530	129,227	96%		
	E50	Support Development of EIR/EIS Project	121,814	121,814	120,124	1,689	99%	100%	
	E51	Revised Admin Draft EIR/EIS	2,153,661	2,378,151	2,368,367	9,783	100%	98%	
	E52	Revised Public Draft EIR/EIS	233,123	258,631	560,210	(301,579)	217%	80%	
	E53	Public Review	46,101	46,101	615	45,486	1%	-	
	E54	Comment Summary	104,505	104,505	-	104,505	-	-	
	E55	Admin Final EIR/EIS	230,799	230,799	-	230,799	-	-	
	E98	Project Management	103,413	103,413	76,992	26,421	74%	72%	
	E99	Expenses	17,344	17,344	5,222	12,122	30%	50%	



SEPTEMBER 2021 KEY CONSULTANT BUDGET REPORT
 FOR AUTHORITY BOARD AND RESERVOIR COMMITTEE,
 FINANCE AND ECONOMICS AD HOC COMMITTEE

9/10/2021

Area / Consultant	Task ID	Task Name	Amendment 2 Work Plan Budget						
			\$ Initial Approved Budget	\$ Current Approved Budget	\$ Spent to date	\$ Budget Remaining	Spent %	Task % Complete	16 Month Plan
f) ICF-f	Costs and Task % as of 07/21 Services		4,400,995	4,400,995	1,538,123	2,862,871	35%		
	F50	BA/BO Support	811,725	811,725	601,012	210,713	74%	60%	
	F51	Section 106 Programmatic Agreement	347,958	347,958	89,948	258,010	26%	25%	
	F52	ITP-2081 Permit - Construction Application	297,586	297,586	18,403	279,182	6%	15%	
	F53	ITP-2081 Permit - Operations Application	377,297	377,297	116,219	261,079	31%	25%	
	F54	Clean Water Act 404 Packet	496,327	496,327	174,632	321,696	35%	30%	
	F55	Clean Water Act 401 Permit Applications	204,442	204,442	102,814	101,628	50%	40%	
	F56	Section 408 Draft Packet	254,200	254,200	4,435	249,765	2%	2%	
	F57	Aquatic Resources Mapping and Report/Focused Species Surveys	342,741	342,741	136,899	205,841	40%	55%	
	F58	Mitigation Plan/Adaptive Management Plan/Mitigation Measure Evaluatic	664,034	664,034	108,839	555,195	16%	25%	
	F59	Finalize Geotechnical Permits and Fieldwork	420,427	420,427	120,722	299,705	29%	25%	
	F60	Eagle Take Permit	50,308	50,308	-	50,308	-	-	
	F98	Project Management	111,807	111,807	59,410	52,397	53%	60%	
	F99	Expenses	22,144	22,144	4,791	17,353	22%	25%	
hc) CH2-hc	Costs and Task % as of 07/21 Services		3,356,849	3,356,849	2,454,256	902,593	73%		
	HC50	Preliminary Hydraulic Modeling	233,445	232,783	205,568	27,215	88%	88%	
	HC51	Feasibility Report (Draft)	89,293	-	-	-	-	100%	
	HC52	Feasibility Report (Final)	37,907	37,907	-	37,907	-	-	
	HC53	Constructability Analysis	100,407	100,407	37,865	62,542	38%	40%	
	HC56	Develop Class 4 Cost Estimate Including Mitigation Measures	148,071	148,071	137,860	10,210	93%	100%	
	HC57	DSOD Engagement	82,803	29,404	3,389	26,015	12%	10%	
	HC58	Provide Engineering Support for Environmental & Permitting	2,117,841	2,229,841	1,825,520	404,322	82%	90%	
	HC59	Convert Drawings to GIS Geodatabase File Format	34,359	34,359	27,775	6,584	81%	90%	
	HC63	Risk Workshop Support	58,693	58,693	-	58,693	-	-	
	HC64	Program Design/Construction/Permit Implementation	116,505	58,505	4,642	53,863	8%	10%	
	HC65	Geotechnical Permit Planning & Investigation Plan (Geosyntec)	83,095	172,449	112,933	59,516	65%	90%	
	HC98	Project Management	211,331	211,331	84,920	126,411	40%	50%	
	HC99	Expenses	43,100	43,100	13,784	29,316	32%	70%	

Area / Consultant	Task ID	Task Name	Amendment 2 Work Plan Budget						
			\$ Initial Approved Budget	\$ Current Approved Budget	\$ Spent to date	\$ Budget Remaining	Spent %	Task % Complete	16 Month Plan
hr) AEC-hr	Costs and Task % as of 07/21 Services		1,765,758	1,765,758	1,372,069	393,689	78%		
	HR01	Project Coordination	41,239	41,239	35,045	6,194	85%	73%	
	HR50	Preliminary Hydraulic Modeling	12,092	12,092	6,029	6,063	50%	56%	
	HR51	Feasibility Report (Draft)	225,903	225,903	201,309	24,594	89%	95%	
	HR52	Feasibility Report (Final)	90,668	<i>65,668</i>	-	65,668	-	-	
	HR53	Constructability Analysis	156,475	<i>166,475</i>	163,508	2,967	98%	100%	
	HR54	Confirm Project Benefits	65,161	65,161	46,225	18,936	71%	95%	
	HR55	Cost Allocations	24,190	24,190	9,789	14,401	40%	95%	
	HR56	Develop Class 4 Cost Estimate Including Mitigation Measures	294,941	<i>364,941</i>	364,815	126	100%	100%	
	HR57	DSOD Engagement Plan and Feasibility Review	108,881	<i>63,881</i>	7,079	56,802	11%	45%	
	HR58	Engineering Support for Environmental & Permitting	261,733	<i>296,733</i>	254,697	42,036	86%	96%	
	HR59	Convert Drawings to GIS Geodatabase File Format	41,705	41,705	41,649	55	100%	100%	
	HR60	Confirm Environmental Feasibility with Mitigation	7,005	7,005	3,470	3,535	50%	95%	
	HR61	Economic Feasibility	23,186	23,186	21,182	2,005	91%	95%	
	HR62	Financial Feasibility Coordination	23,186	23,186	16,188	6,998	70%	95%	
	HR63	Risk Workshop Support	63,760	<i>43,760</i>	8,536	35,224	20%	19%	
	HR64	Program Design/Construction/Permit Implementation	47,811	47,811	17,454	30,358	37%	37%	
	HR65	Geotechnical Permit Planning & Investigation Plan	172,139	<i>147,139</i>	101,011	46,128	69%	81%	
	HR98	Project Management	103,682	103,682	74,083	29,599	71%	78%	
	HR99	Expenses	2,000	2,000	-	2,000	-	10%	
i) FUG	Costs and Task % as of 08/21 Services		2,079,804	2,079,804	1,085,447	994,357	52%		
	I50	Field Data Collection	874,750	874,750	570,372	304,378	65%	65%	
	I51	Geotechnical Data Reports	341,730	341,730	157,455	184,276	46%	46%	
	I52	Preliminary Planning for Design	298,901	298,901	144,712	154,189	48%	48%	
	I53	Work Plans for Design Level Geologic and Geotechnical Engineering Invest	185,449	185,449	15,311	170,138	8%	8%	
	I98	Project Management	63,973	63,973	40,931	23,042	64%	64%	
	I99	Expenses	315,000	315,000	156,666	158,334	50%	50%	
Totals			23,956,601	25,046,643	16,279,079	8,767,564	65%		

Notes: * Amended budgeted items are noted in orange italics.