



Requested Action:

Consider approval of the Payment of Claims.

Detailed Description/Background:

Attachment A presents the warrants to be drawn against the invoices received by the Sites Project Authority through October 4, 2021.

Attachment B summarizes details of the invoices received through October 4, 2021 and how the incurred costs are allocated between the Authority and Reservoir Committee.

Attachment C presents the budget status of the key consultants' task orders and tasks.

Prior Action:

None.

Fiscal Impact/Funding Source:

Total Payment of Claims is \$1,346,766.09 with \$28,390.61 of costs being assigned to the Authority and \$1,318,375.48 assigned to the Reservoir Committee.

For the Reservoir Committee assigned amount of \$661,672.07 will be paid through the WSIP account, \$615,842.07 paid through the FAA/WIIN account, and \$40,861.34 through the JPA/Sites account as shown in Attachment B.

Staff Contact:

Joe Trapasso

Primary Service Provider: Project Controls.

Attachments:

Attachment A: Report on warrants to be drawn for Payment of Claims

Attachment B: Payment of Claims Consultant and Vendor Invoice table

Attachment C: Key Consultant Budget Status Report

WARRANTS DRAWN AGAINST
Sites Project Authority- General Fund
October 27, 2021

October 27 , 2021 Authority Board
Agenda Item 1.3 Attachment A

Warrant Number	Check Date	Vendor	Invoice Description	Amount Paid
ACH	09/27/2021	Adept Solutions	IT Related Services	2,285.91
ACH	09/27/2021	Katz & Associates	Communications	33,199.77
2397	09/27/2021	M.R. Cleaning Services	Office Cleaning	200.00
2398	09/27/2021	Mt Shasta Water	Office Water	70.15
2399	09/27/2021	Rush Personnel Services, Inc	Administrative Services	2,880.00
ACH	10/11/2021	Dunn Consulting	Legislative/Regulatory/Strategic Support	8,000.00
ACH	10/11/2021	Kcoe Isom, LLP	Accounting	2,990.00
2400	10/11/2021	Maximum Pest Control	Pest Spraying	65.00
2401	10/11/2021	Mt Shasta Water	Office Water	11.00
2402	10/11/2021	Recology Butte Colusa Counties	Office Trash Pickup	37.08
2403	10/11/2021	Rush Personnel Services, Inc	Administrative Services	2,520.00
ACH	10/11/2021	The Ferguson Group	Federal Government Affairs Support	15,000.00
2404	10/11/2021	US Bank	Misc. Expenses	191.54
ACH	10/11/2021	Young Wooldridge Law Offices LLP	Legal Counsel	1,801.50

THE FOREGOING CLAIM, NUMBERED, ACH/2397-2404 ARE APPLIED TO THE
GENERAL FUND OF SITES PROJECT AUTHORITY AND ARE WARRANTS AUTHORIZED THERETO.

Total Amount 69,251.95

County of Colusa

Westside Water District

Colusa County Water District

Placer County Water Agency/City of Roseville

County of Glenn

Sacramento County Water Agency/City of Sacramento

Glenn-Colusa Irrigation District

Reclamation District No. 108

Tehama Colusa Canal Authority

WARRANTS DRAWN AGAINST
Sites Project Authority-Federal Funds
October 27, 2021

Warrant Number	Check Date	Vendor	Invoice Description	Amount Paid
ACH	10/11/2021	Brown and Caldwell	Project Controls	166,429.68
ACH	10/11/2021	Forsythe Group LLC	EPP Manager	30,748.96
ACH	10/11/2021	Fugro USA Land, Inc	Geotechnical Engineering Services	71,500.66
ACH	10/11/2021	HDR Engineering, Inc	Project Integration	205,610.76
ACH	10/11/2021	ICF Jones & Stokes, Inc	Env/Biological Services	141,552.01

THE FOREGOING CLAIM, NUMBERED ACH ARE APPLIED TO THE

Total Amount **615,842.07**

FEDERAL FUND OF SITES PROJECT AUTHORITY AND ARE WARRANTS AUTHORIZED THERETO.

County of Colusa

Westside Water District

Colusa County Water District

Placer County Water Agency/City of Roseville

County of Glenn

Sacramento County Water Agency/City of Sacramento

Glenn-Colusa Irrigation District

Reclamation District No. 108

Tehama Colusa Canal Authority

WARRANTS DRAWN AGAINST
Sites Project Authority-WSIP Fund
October 27, 2021

Warrant Number	Check Date	Vendor	Invoice Description	Amount Paid
ACH	09/27/2021	AECOM	Engineering Services	99,130.71
ACH	09/27/2021	CH2M Hill	Sim Modeling/Engineering Services	42,715.65
ACH	09/27/2021	CH2M Hill	Sim Modeling/Operations	75,675.60
ACH	09/27/2021	ICF Jones & Stokes	Env & Bio/Permitting & Agreements	187,575.67
ACH	09/27/2021	Stradling, Yocca, Carlson & Rauth	Bond Counsel	14,550.00
ACH	10/11/2021	MBK Engineers Inc	Reservoir Operations	32,372.75
ACH	10/11/2021	Perkins Coie LLP	Special Legal	106,145.10
ACH	10/11/2021	Somach Simmons & Dunn	Legal Counsel- Water Rights	16,033.94
ACH	10/11/2021	Spesert Consulting	Communications Manager	21,756.35
ACH	10/11/2021	Trapasso Consulting Services	Prog Operations Mgr	29,861.84
ACH	10/11/2021	Waterology Consulting	Executive Director Services	35,854.46
				Total Amount
				661,672.07

THE FOREGOING CLAIM, ACH ARE APPLIED TO THE

WSIP FUND OF SITES PROJECT AUTHORITY AND ARE WARRANTS AUTHORIZED THERETO.

County of Colusa

Westside Water District

Colusa County Water District

Placer County Water Agency/City of Roseville

County of Glenn

Sacramento County Water Agency/City of Sacramento

Glenn-Colusa Irrigation District

Reclamation District No. 108

Tehama Colusa Canal Authority



September 23, 2021

Topic: **Program Operations - Finance**

Subject: Consultant/Vendor Invoices Received for October 2021 Board Authority and Reservoir

Purpose: Summarize the review of invoices for preparation of monthly Accountant and Treasurer's reports.
The following consultant and vendor invoices were received and reviewed for inclusion in Payment of Claims for the Authority Board and Reservoir Committee consideration at their October monthly meetings.

Consultant/Vendor	Invoice #		Total	\$ Authority Board	\$ Reservoir Committee	Review by
	Date	Period				
Approval Items (Cycle A)						
Adept Solutions	• 143111		\$1,496.41	\$299.28	\$1,197.13	KMS
IT Related Services/Computer Equipment	9/15/21	09/21				
Adept Solutions	• MSP-143024		\$789.50	\$157.90	\$631.60	KMS
IT Related Services/Computer Equipment	10/1/21	10/21				
AECOM (Reservoir)	• 2000540006		\$99,130.71		\$99,130.71	HL
Engineering Services	9/15/21	8/21				
CH2M Hill Engineers (Operations)	• D3205402-012		\$75,675.60		\$75,675.60	AEF
Operations / Simulation Modeling	9/20/21	8/21				
CH2M Hill Engineers (Conveyance)	• D3380602-012		\$42,715.65		\$42,715.65	HL
Engineering Services	9/21/21	8/21				
ICF Jones & Stokes, Inc. (Permitting)	• 0157737		\$187,575.67		\$187,575.67	AEF
Permitting and Agreements	9/13/21	8/21				
Katz & Associates	• 414562		\$33,199.77	\$13,279.91	\$19,919.86	KMS
Communications	9/15/21	8/21				
M.R. Cleaning Service	123		\$200.00	\$200.00		KMS
Office Cleaning	8/31/21	8/21				
MT Shasta Water	422046		\$70.15	\$70.15		KMS
Office Water	9/8/21	9/21				
Rush Personnel	IVC000000146304		\$1,215.00	\$243.00	\$972.00	KMS
Yolanda Tirado Services	9/20/21	9/21				
Rush Personnel	IVC000000146305		\$1,665.00	\$333.00	\$1,332.00	KMS
Yolanda Tirado Services	9/20/21	9/21				
Stradling, Yocca, Carlson & Rauth	• 379725-0001		\$14,550.00		\$14,550.00	JPR
Bond Counsel	9/19/21	8/21				
• electronic payments						



Topic: **Program Operations - Finance**


Subject: **Consultant/Vendor Invoices Received for October 2021 Board Authority and Reservoir**

Purpose: Summarize the review of invoices for preparation of monthly Accountant and Treasurer's reports. The following consultant and vendor invoices were received and reviewed for inclusion in Payment of Claims for the Authority Board and Reservoir Committee consideration at their October monthly meetings.

Consultant/Vendor	Invoice #		Total	\$ Authority Board	\$ Reservoir Committee	Review by
	Date	Period				
2021-10 (a) Month Account Charges	Month (a) Totals		458,283.46	14,583.24	443,700.22	
12 Invoices	JPA/Sites		38,635.83	14,583.24	24,052.59	Invoices in by 09/20/21
• ACH Payments = \$455,133.31	WSIP		419,647.63		419,647.63	
Paper Checks = \$3,150.15	FAA/WIIN					
WSIP To Date	Cumulative Costs		19,790,073.83	20,038,468.20		Income @ 07/28/21
	Balance		248,394.37			
FAA/WIIN To Date	Cumulative Costs		2,023,880.25	2,864,866.11		Income @ 08/12/21
	Balance		840,985.86			

Notes:

Authorized By

 9/24/21
 Jerry Brown, Executive Director Date

 09/24/21
 Jamie Traynham, Authority Board Treasurer Date

The payment of claims Consultant/Vendor Invoice Table has been prepared following the requirements in the Authority's Accounts Payable Approval Procedure and is ready for final review and approval by the Authority Treasurer and Executive Director. The Procedure's review process for the subject invoices included:

- **Project Controls** staff conducting a comprehensive review of approved billing rates and tabulation details in each invoice,
- **Integration Leads and Authority Agents** review of hours billed to ensure they are appropriate for the work performed and the appropriate staff experience mix for the work conducted, and
- **Program Operations Manager's** oversight of the process and review of the Consultant/Vendor Invoice Table.

Topic: Program Operations - Finance

Subject: Consultant/Vendor Invoices Received for October 2021 Board Authority and Reservoir

Purpose: Summarize the review of invoices for preparation of monthly Accountant and Treasurer's reports.
The following consultant and vendor invoices were received and reviewed for inclusion in Payment of Claims for the Authority Board and Reservoir Committee consideration at their October monthly meetings.

Consultant/Vendor	Invoice #		Total	\$ Authority Board	\$ Reservoir Committee	Review by
	Date	Period				
Approval Items (Cycle B)						
Brown and Caldwell	• 17419877		\$166,429.68		\$166,429.68	JAT
Project Controls	10/4/21	09/21				
Dunn Consulting	• Letter		\$8,000.00	\$4,000.00	\$4,000.00	KMS
Legislative/Regulatory/Strategic Support	10/3/21	9/21				
Forsythe Group, LLC	• SPA-202109		\$30,748.96		\$30,748.96	JB
EPP Manager	10/5/21	9/21				
Fugro	• 04.00171955-13		\$71,500.66		\$71,500.66	HL
Geotechnical Engineering Services	10/4/21	9/21				
HDR	• 1200378096		\$205,610.76		\$205,610.76	JAT
Project Integration	10/1/21	9/21				
ICF Jones & Stokes, Inc. (Environ.)	• 0157743		\$141,552.01		\$141,552.01	AEF
Env/Biological Services	9/13/21	8/21				
K-Coe Isom, LLP	• KC131421		\$2,990.00	\$598.00	\$2,392.00	JAT
Accounting	9/30/21	9/21				
Maximum Pest Control	54142		\$65.00	\$65.00		KMS
Pest Spraying	9/28/21	9/21				
MBK Engineers	• 21-08-4941.0		\$32,372.75		\$32,372.75	AEF
Reservoir Operations	9/21/21	8/21				
MT Shasta Water	427919		\$11.00	\$11.00		KMS
Office Water	9/29/21	9/21				
Perkins Coie, LLP	• 6463860		\$106,145.10		\$106,145.10	AEF
Special Legal	9/17/21	8/21				
Recology Butte Colusa Counties	39121223		\$37.08	\$37.08		KMS
Office Trash Pickup	9/30/21	9/21				
Rush Personnel	IVC000000146567		\$1,080.00	\$216.00	\$864.00	KMS
Yolanda Tirado Services	10/4/21	9/21				
Rush Personnel	IVC000000146568		\$1,440.00	\$288.00	\$1,152.00	KMS
Yolanda Tirado Services	10/4/21	10/21				

Topic: **Program Operations - Finance**
Subject: Consultant/Vendor Invoices Received for October 2021 Board Authority and Reservoir

Purpose: Summarize the review of invoices for preparation of monthly Accountant and Treasurer's reports.
The following consultant and vendor invoices were received and reviewed for inclusion in Payment of Claims for the Authority Board and Reservoir Committee consideration at their October monthly meetings.

Consultant/Vendor	Invoice #		Total	\$ Authority Board	\$ Reservoir Committee	Review by
	Date	Period				
Somach Simmons & Dunn <i>Legal Counsel-Water Rights</i>	• 3011544 10/4/21	9/21	\$16,033.94		\$16,033.94	AEF
Spesert Consulting <i>Bus/Communications Manager</i>	• 09-21 10/4/21	9/21	\$21,756.35		\$21,756.35	JB
The Ferguson Group <i>Federal Government Affairs Support</i>	• 0921149 9/1/21	9/21	\$15,000.00	\$7,500.00	\$7,500.00	KMS
Trapasso Consulting Services <i>Program Operations Manager</i>	• SPA 17-48 10/1/21	9/21	\$29,861.84		\$29,861.84	JB
U.S. Bank - Credit Card <i>Misc. Expenses</i>	Online 10/1 10/1/21	9/21	\$191.54	\$191.54		KMS
Waterology Consulting <i>Executive Director Services</i>	• 18 10/1/21	9/21	\$35,854.46		\$35,854.46	JT/ FD /JS
Young Wooldridge, Law Offices, LLP <i>Legal Counsel</i>	• 81752 9/30/21	9/21	\$1,801.50	\$900.75	\$900.75	JAT

• electronic payments

Topic: **Program Operations - Finance**

Subject: **Consultant/Vendor Invoices Received for October 2021 Board Authority and Reservoir**

Purpose: Summarize the review of invoices for preparation of monthly Accountant and Treasurer's reports.
The following consultant and vendor invoices were received and reviewed for inclusion in Payment of Claims for the Authority Board and Reservoir Committee consideration at their October monthly meetings.

Consultant/Vendor	Invoice #		\$ Authority Board	\$ Reservoir Committee	Review by
	Date	Period			
2021-10 (b) Month Account Charges	Month (b) Totals		888,482.63	13,807.37	874,675.26
			-		
21 Invoices	JPA/Sites		30,616.12	13,807.37	16,808.75
• ACH Payments = \$885,658.01	WSIP		242,024.44	242,024.44	Invoices in by 10/04/21
Paper Checks = \$2,824.62	FAA/WIIN		615,842.07	615,842.07	
WSIP To Date			Cumulative	20,032,098.27	Income @ 07/28/21
			Balance	6,369.93	
FAA/WIIN To Date			Cumulative	2,639,722.32	Income @ 08/12/21
			Balance	225,143.79	

Notes:

Authorized By:


10/8/21
Jerry Brown, Executive Director Date


10/8/21
Jamie Traynham, Authority Board Treasurer Date

The payment of claims Consultant/Vendor Invoice Table has been prepared following the requirements in the Authority's Accounts Payable Approval Procedure and is ready for final review and approval by the Authority Treasurer and Executive Director. The Procedure's review process for the subject invoices included:

- **Project Controls** staff conducting a comprehensive review of approved billing rates and tabulation details in each invoice,
- **Integration Leads and Authority Agents** review of hours billed to ensure they are appropriate for the work performed and the appropriate staff experience mix for the work conducted, and
- **Program Operations Manager's** oversight of the process and review of the Consultant/Vendor Invoice Table.



OCTOBER 2021 KEY CONSULTANT BUDGET REPORT
FOR AUTHORITY BOARD AND RESERVOIR COMMITTEE,
FINANCE AND ECONOMICS AD HOC COMMITTEE


























October 27, 2021 Authority Board
Agenda Item 1.3 Attachment C



























10/8/2021

Area / Consultant	Task ID	Task Name	Amendment 2 Work Plan Budget						
			\$ Initial Approved Budget	\$ Current Approved Budget	\$ Spent to date	\$ Budget Remaining	Spent %	Task % Complete	16 Month Plan
a) HDR		Costs and Task % as of 09/21 Services	4,342,136	4,342,136	2,826,608	1,515,528	65%		
	A01	Communications		-	-	-	-	-	
	A02	Operations Modeling Simulation Integration	321,730	321,730	240,738	80,992	75%	79%	
	A03	Environmental Planning Integration	832,095	882,095	602,618	279,477	68%	73%	
	A04	Permitting & Agreements Integration	1,034,175	1,034,175	755,374	278,801	73%	67%	
	A05	Real Estate Integration	247,404	322,404	260,961	61,443	81%	85%	
	A06	Engineering Services Integration	708,761	548,761	303,443	245,317	55%	78%	
	A07	Geology & Geotechnical Engineering Integration	38,464	38,464	19,959	18,505	52%	85%	
	A08	Project Controls Integration	429,595	429,595	183,401	246,195	43%	78%	
	A09	General Integration	127,202	127,202	87,134	40,068	69%	93%	
	A13	Risk Management	-	-	-	-	-	-	
	A14	IT	52,500	92,500	73,984	18,516	80%	81%	
	A15	GIS	52,500	12,500	4,546	7,954	36%	81%	
	A16	Document Management	58,800	93,800	61,635	32,165	66%	81%	
	A17	Staff Support	36,750	36,750	31,201	5,549	85%	86%	
	A98	Project Management	274,160	274,160	167,415	106,745	61%	81%	
	A99	Expenses	128,000	128,000	34,197	93,803	27%	81%	
b) BC		Costs and Task % as of 09/21 Services	2,505,736	3,120,019	2,208,828	911,192	71%		
	B01	Controls	525,511	625,511	459,197	166,314	73%	74%	
	B02	Contract Administration and Compliance	273,123	273,123	119,854	153,269	44%	45%	
	B03	Work Planning and Scheduling	491,000	341,000	245,960	95,041	72%	72%	
	B04	Project Administrative Support	344,532	344,532	259,112	85,420	75%	81%	
	B05	Project Management Plan	39,014	89,014	48,568	40,446	55%	56%	
	B06	Accounts Payable and Receivable	114,116	164,116	123,754	40,363	75%	81%	
	B07	Local Funding	230,326	230,326	104,387	125,939	45%	47%	
	B08	State Funding	44,958	64,958	44,399	20,559	68%	69%	
	B09	Federal Funding	82,902	62,902	43,743	19,159	70%	70%	
	B10	Annual Reporting	21,787	29,787	29,693	94	100%	100%	
	B11	Project Financing	108,555	664,838	565,172	99,666	85%	86%	
	B12	Risk Management	5,227	5,227	-	5,227	-	-	
	B98	Project Management & QC	196,686	196,686	157,439	39,247	80%	81%	

OCTOBER 2021 KEY CONSULTANT BUDGET REPORT
FOR AUTHORITY BOARD AND RESERVOIR COMMITTEE,
FINANCE AND ECONOMICS AD HOC COMMITTEE

10/8/2021

Area / Consultant	Task ID	Task Name	Amendment 2 Work Plan Budget						
			\$ Initial Approved Budget	\$ Current Approved Budget	\$ Spent to date	\$ Budget Remaining	Spent %	Task % Complete	16 Month Plan
	B99	Expenses	28,000	28,000	7,551	20,449	27%	27%	
c) K&A		Costs and Task % as of 08/21 Services	400,000	624,999	324,250	300,750	52%		
	C50	Outreach Support (Local, State, Industry and NGO)	120,000	120,000	91,085	28,915	76%	75%	
	C51	Strategic Communications and Message Development	59,998	59,998	45,430	14,568	76%	75%	
	C52	Informational Materials and Media	79,830	79,830	64,543	15,287	81%	75%	
	C53	Authority/Reservoir Committee Engagement/Public Affairs Support	40,435	40,435	26,190	14,245	65%	75%	
	C54	Environmental Process Public Involvement Support	39,406	39,406	11,787	27,620	30%	45%	
	C55	EIR Communications Support		224,999	25,767	199,232	11%	20%	
	C98	Project Management	39,978	39,978	36,341	3,637	91%	75%	
	C99	Expenses	20,353	20,353	23,107	(2,754)	114%	100%	
d) CH2-d		Costs and Task % as of 08/21 Services	2,094,564	2,094,564	1,818,885	275,679	87%		
	D50	Operations Analysis	1,008,060	1,008,060	1,143,468	(135,408)	113%	95%	
	D51	Operations Plan	45,019	45,019	44,644	375	99%	70%	
	D52	Operational Agreements	45,019	45,019	3,737	41,282	8%	40%	
	D53	Documentation	178,906	178,906	520,557	(341,651)	291%	95%	
	D54	Baseline Bridging Analysis	247,322	247,322	-	247,322	-	-	
	D55	CWC/WSIP	431,788	431,788	69,550	362,238	16%	95%	
	D98	Project Management	129,175	129,175	36,929	92,246	29%	70%	
	D99	Expenses	9,276	9,276	-	9,276	-	-	
e) ICF-e		Costs and Task % as of 08/21 Services	3,010,759	3,690,757	3,273,082	417,675	89%		
	E50	Support Development of EIR/EIS Project	121,814	121,814	120,124	1,689	99%	100%	
	E51	Revised Admin Drat EIR/EIS	2,153,661	2,378,151	2,368,817	9,333	100%	98%	
	E52	Revised Public Draft EIR/EIS	233,123	869,935	695,307	174,628	80%	90%	
	E53	Public Review	46,101	85,101	615	84,486	1%	-	
	E54	Comment Summary	104,505	-	-	-	-	-	
	E55	Admin Final EIR/EIS	230,799	115,000	-	115,000	-	-	
	E98	Project Management	103,413	103,413	82,997	20,416	80%	80%	
	E99	Expenses	17,344	17,344	5,222	12,122	30%	50%	

Area / Consultant	Task ID	Task Name	Amendment 2 Work Plan Budget						
			\$ Initial Approved Budget	\$ Current Approved Budget	\$ Spent to date	\$ Budget Remaining	Spent %	Task % Complete	16 Month Plan
f) ICF-f		Costs and Task % as of 08/21 Services	4,400,995	4,400,995	1,725,699	2,675,296	39%		
	F50	BA/BO Support	811,725	811,725	621,699	190,026	77%	70%	
	F51	Section 106 Programmatic Agreement	347,958	347,958	94,511	253,448	27%	25%	
	F52	ITP-2081 Permit - Construction Application	297,586	297,586	28,324	269,262	10%	15%	
	F53	ITP-2081 Permit - Operations Application	377,297	377,297	132,561	244,737	35%	25%	
	F54	Clean Water Act 404 Packet	496,327	496,327	210,948	285,380	43%	30%	
	F55	Clean Water Act 401 Permit Applications	204,442	204,442	119,412	85,030	58%	40%	
	F56	Section 408 Draft Packet	254,200	254,200	4,435	249,765	2%	2%	
	F57	Aquatic Resources Mapping and Report/Focused Species Surveys	342,741	342,741	144,103	198,637	42%	55%	
	F58	Mitigation Plan/Adaptive Management Plan/Mitigation Measure Evaluatic	664,034	664,034	151,281	512,753	23%	25%	
	F59	Finalize Geotechnical Permits and Fieldwork	420,427	420,427	144,953	275,474	34%	25%	
	F60	Eagle Take Permit	50,308	50,308	4,505	45,802	9%	-	
	F98	Project Management	111,807	111,807	64,177	47,630	57%	60%	
	F99	Expenses	22,144	22,144	4,791	17,353	22%	25%	
hc) CH2-hc		Costs and Task % as of 08/21 Services	3,356,849	3,356,849	2,496,972	859,878	74%		
	HC50	Preliminary Hydraulic Modeling	233,445	232,783	208,936	23,846	90%	90%	
	HC51	Feasibility Report (Draft)	89,293	-	-	-	-	100%	
	HC52	Feasibility Report (Final)	37,907	37,907	-	37,907	-	-	
	HC53	Constructability Analysis	100,407	100,407	37,865	62,542	38%	100%	
	HC56	Develop Class 4 Cost Estimate Including Mitigation Measures	148,071	148,071	137,860	10,210	93%	100%	
	HC57	DSOD Engagement	82,803	29,404	4,314	25,090	15%	10%	
	HC58	Provide Engineering Support for Environmental & Permitting	2,117,841	2,229,841	1,843,962	385,880	83%	91%	
	HC59	Convert Drawings to GIS Geodatabase File Format	34,359	34,359	27,775	6,584	81%	90%	
	HC63	Risk Workshop Support	58,693	58,693	-	58,693	-	-	
	HC64	Program Design/Construction/Permit Implementation	116,505	58,505	4,642	53,863	8%	-	
	HC65	Geotechnical Permit Planning & Investigation Plan (Geosyntec)	83,095	172,449	125,293	47,156	73%	70%	
	HC98	Project Management	211,331	211,331	92,540	118,792	44%	55%	
	HC99	Expenses	43,100	43,100	13,784	29,316	32%	75%	

			Amendment 2 Work Plan Budget						
Area / Consultant	Task ID	Task Name	\$ Initial Approved Budget	\$ Current Approved Budget	\$ Spent to date	\$ Budget Remaining	Spent %	Task % Complete	16 Month Plan
hr) AEC-hr	Costs and Task % as of 08/21 Services		1,765,758	1,765,758	1,471,200	294,559	83%		
	HR01	Project Coordination	41,239	41,239	36,285	4,955	88%	81%	<div><div></div></div>
	HR50	Preliminary Hydraulic Modeling	12,092	12,092	6,277	5,815	52%	56%	<div><div></div></div>
	HR51	Feasibility Report (Draft)	225,903	225,903	205,027	20,877	91%	98%	<div><div></div></div>
	HR52	Feasibility Report (Final)	90,668	65,668	4,957	60,712	8%	10%	<div><div></div></div>
	HR53	Constructability Analysis	156,475	166,475	163,508	2,967	98%	100%	<div><div></div></div>
	HR54	Confirm Project Benefits	65,161	65,161	53,331	11,830	82%	95%	<div><div></div></div>
	HR55	Cost Allocations	24,190	24,190	10,781	13,410	45%	95%	<div><div></div></div>
	HR56	Develop Class 4 Cost Estimate Including Mitigation Measures	294,941	364,941	364,815	126	100%	100%	<div><div></div></div>
	HR57	DSOD Engagement Plan and Feasibility Review	108,881	63,881	15,077	48,804	24%	75%	<div><div></div></div>
	HR58	Engineering Support for Environmental & Permitting	261,733	296,733	269,812	26,920	91%	97%	<div><div></div></div>
	HR59	Convert Drawings to GIS Geodatabase File Format	41,705	41,705	41,649	55	100%	100%	<div><div></div></div>
	HR60	Confirm Environmental Feasibility with Mitigation	7,005	7,005	4,461	2,544	64%	95%	<div><div></div></div>
	HR61	Economic Feasibility	23,186	23,186	23,158	29	100%	95%	<div><div></div></div>
	HR62	Financial Feasibility Coordination	23,186	23,186	16,684	6,503	72%	95%	<div><div></div></div>
	HR63	Risk Workshop Support	63,760	43,760	8,536	35,224	20%	20%	<div><div></div></div>
	HR64	Program Design/Construction/Permit Implementation	47,811	47,811	31,994	15,818	67%	65%	<div><div></div></div>
	HR65	Geotechnical Permit Planning & Investigation Plan	172,139	147,139	136,493	10,646	93%	88%	<div><div></div></div>
	HR98	Project Management	103,682	103,682	78,357	25,325	76%	84%	<div><div></div></div>
	HR99	Expenses	2,000	2,000	-	2,000	-	-	<div><div></div></div>
i) FUG	Costs and Task % as of 09/21 Services		2,079,804	2,079,804	1,156,948	922,856	56%		
	I50	Field Data Collection	874,750	874,750	570,372	304,378	65%	65%	<div><div></div></div>
	I51	Geotechnical Data Reports	341,730	341,730	161,110	180,621	47%	47%	<div><div></div></div>
	I52	Preliminary Planning for Design	298,901	298,901	176,626	122,275	59%	59%	<div><div></div></div>
	I53	Work Plans for Design Level Geologic and Geotechnical Engineering Invest	185,449	185,449	48,291	137,158	26%	26%	<div><div></div></div>
	I98	Project Management	63,973	63,973	43,883	20,090	69%	69%	<div><div></div></div>
	I99	Expenses	315,000	315,000	156,666	158,334	50%	50%	<div><div></div></div>
		Totals	23,956,601	25,476,643	17,302,469	8,174,174	68%		

Notes: * Amended budgeted items are noted in orange italics.