



**Requested Action:**

Consider approval of the Payment of Claims.

**Detailed Description/Background:**

Attachment A presents the warrants to be drawn against the invoices received by the Sites Project Authority through November 1, 2021.

Attachment B summarizes details of the invoices received through November 1, 2021 and how the incurred costs are allocated between the Authority and Reservoir Committee.

Attachment C presents the budget status of the key consultants' task orders and tasks.

**Prior Action:**

None.

**Fiscal Impact/Funding Source:**

Total Payment of Claims is \$1,403,417.17 with \$49,091.63 of costs being assigned to the Authority and \$1,354,325.54 assigned to the Reservoir Committee.

For the Reservoir Committee assigned amount of \$1,235,068.28 will be paid through the WSIP account, \$81,717.83 paid through the FAA/WIIN account, and \$37,539.43 through the JPA/Sites account as shown in Attachment B.

**Staff Contact:**

Joe Trapasso

**Primary Service Provider:** Project Controls.

**Attachments:**

Attachment A: Report on warrants to be drawn for Payment of Claims

Attachment B: Payment of Claims Consultant and Vendor Invoice table

Attachment C: Key Consultant Budget Status Report

**WARRANTS DRAWN AGAINST  
Sites Project Authority- General Fund  
November 22, 2021**

November 19, 2021 Reservoir Committee  
Agenda Item 1.3 Attachment A

Warrant Number	Check Date	Vendor	Invoice Description	Amount Paid
2405	10/29/2021	ACWA	Liability Insurance	2,139.00
ACH	10/29/2021	Adept Solutions	IT Related Services	1,619.17
2406	10/29/2021	Assoc. of California Water Agencies	Agency Dues	22,260.00
ACH	10/29/2021	Katz & Associates	Communications	23,551.08
2407	10/29/2021	Rush Personnel Services, Inc	Administrative Services	2,823.80
ACH	11/09/2021	Dunn Consulting	Legislative/Regulatory/Strategic Support	8,000.00
ACH	11/09/2021	Kcoe Isom, LLP	Accounting	1,845.00
2408	11/09/2021	Maximum Pest Control	Pest Spraying	65.00
2409	11/09/2021	Mt Shasta Water	Office Water	42.30
2410	11/09/2021	Recology Butte Colusa Counties	Office Trash Pickup	37.08
2411	11/09/2021	Rush Personnel Services, Inc	Administrative Services	3,574.40
ACH	11/09/2021	The Ferguson Group	Federal Government Affairs Support	15,000.00
2412	11/09/2021	US Bank	Misc. Expenses	226.98
ACH	11/09/2021	Young Wooldridge Law Offices LLP	Legal Counsel	5,447.25

THE FOREGOING CLAIM, NUMBERED, ACH/2405-2412 ARE APPLIED TO THE  
GENERAL FUND OF SITES PROJECT AUTHORITY AND ARE WARRANTS AUTHORIZED THERETO.

**Total Amount      86,631.06**

County of Colusa

Westside Water District

Colusa County Water District

Placer County Water Agency/City of Roseville

County of Glenn

Sacramento County Water Agency/City of Sacramento

Glenn-Colusa Irrigation District

Reclamation District No. 108

Tehama Colusa Canal Authority

**WARRANTS DRAWN AGAINST**  
**Sites Project Authority-Federal Funds**  
**November 22, 2021**

Warrant Number	Check Date	Vendor	Invoice Description	Amount Paid
ACH	11/09/2021	Fugro USA Land, Inc	Geotechnical Engineering Services	68,719.55
ACH	11/09/2021	Somach Simmons & Dunn	Legal Counsel- Water Rights	12,998.28

THE FOREGOING CLAIM, NUMBERED ACH ARE APPLIED TO THE

**Total Amount** 81,717.83

FEDERAL FUND OF SITES PROJECT AUTHORITY AND ARE WARRANTS AUTHORIZED THERETO.

\_\_\_\_\_  
County of Colusa

\_\_\_\_\_  
Westside Water District

\_\_\_\_\_  
Colusa County Water District

\_\_\_\_\_  
Placer County Water Agency/City of Roseville

\_\_\_\_\_  
County of Glenn

\_\_\_\_\_  
Sacramento County Water Agency/City of Sacramento

\_\_\_\_\_  
Glenn-Colusa Irrigation District

\_\_\_\_\_  
Reclamation District No. 108

\_\_\_\_\_  
Tehama Colusa Canal Authority

**WARRANTS DRAWN AGAINST**  
**Sites Project Authority-WSIP Fund**  
**November 22, 2021**

Warrant Number	Check Date	Vendor	Invoice Description	Amount Paid
ACH	10/29/2021	AECOM	Engineering Services	64,136.48
ACH	10/29/2021	CH2M Hill	Sim Modeling/Engineering Services	137,985.35
ACH	10/29/2021	ICF Jones & Stokes	Env & Bio/Permitting & Agreements	290,033.26
ACH	10/29/2021	Montague DeRose and Associates LLC	Municipal Advisor	70,456.25
ACH	11/09/2021	Brown and Caldwell	Project Controls	161,079.28
1207	11/09/2021	California Dept of Fish & Wildlife	Permitting and Plans	81,839.52
ACH	11/09/2021	Forsythe Group LLC	EPP Manager	30,753.44
ACH	11/09/2021	HDR Engineering Inc	Project Integration	223,340.58
ACH	11/09/2021	MBK Engineers Inc	Reservoir Operations	42,706.50
ACH	11/09/2021	Montague DeRose and Associates LLC	Municipal Advisor	18,856.25
ACH	11/09/2021	Perkins Coie LLP	Special Legal	26,753.40
ACH	11/09/2021	Spesert Consulting	Communications Manager	21,766.13
ACH	11/09/2021	Trapasso Consulting Services	Program Operations Manager	29,861.84
ACH	11/09/2021	Waterology Consulting	Executive Director Services	35,500.00

THE FOREGOING CLAIM, ACH/1207 ARE APPLIED TO THE

**Total Amount      1,235,068.28**

WSIP FUND OF SITES PROJECT AUTHORITY AND ARE WARRANTS AUTHORIZED THERETO.

\_\_\_\_\_  
County of Colusa

\_\_\_\_\_  
Westside Water District

\_\_\_\_\_  
Colusa County Water District

\_\_\_\_\_  
Placer County Water Agency/City of Roseville

\_\_\_\_\_  
County of Glenn

\_\_\_\_\_  
Sacramento County Water Agency/City of Sacramento

\_\_\_\_\_  
Glenn-Colusa Irrigation District

\_\_\_\_\_  
Reclamation District No. 108

\_\_\_\_\_  
Tehama Colusa Canal Authority



October 22, 2021

Topic: Program Operations - Finance

**Subject: Consultant/Vendor Invoices Received for November 2021 Board Authority and Reservoir Committee**

Purpose: Summarize the review of invoices for preparation of monthly Accountant and Treasurer's reports.  
The following consultant and vendor invoices were received and reviewed for inclusion in Payment of Claims for the Authority Board and Reservoir Committee consideration at their November monthly meetings.

Consultant/Vendor	Invoice #		Total	\$ Authority Board	\$ Reservoir Committee	Review by
	Date	Period				
Approval Items (Cycle A)						
Assoc. of California Water Agencies	Letter		\$22,260.00	\$17,808.00	\$4,452.00	JAT
Association of California Water Agencies	9/29/21	09/21				
Assoc. of California Water Agencies (JPIA)	Letter		\$2,139.00	\$2,139.00		JAT
Auto & General Liability Program	10/1/21	10/21				
Adept Solutions	• 143319		\$263.74	\$52.75	\$210.99	KMS
IT Related Services/Computer Equipment	10/15/21	9/21				
Adept Solutions	• MSP-143140		\$789.50	\$157.90	\$631.60	KMS
IT Related Services/Computer Equipment	11/1/21	11/21				
Adept Solutions	• 143315		\$319.44	\$63.89	\$255.55	KMS
IT Related Services/Computer Equipment	10/15/21	10/21				
Adept Solutions	• 143318		\$246.49	\$49.30	\$197.19	KMS
IT Related Services/Computer Equipment	9/1/21	8/21				
AECOM (Reservoir)	• 2000549802		\$64,136.48		\$64,136.48	HL
Engineering Services	10/15/21	9/21				
CH2M Hill Engineers (Operations)	• D3205402-013		\$70,662.27		\$70,662.27	AEF
Operations / Simulation Modeling	10/14/21	9/21				
CH2M Hill Engineers (Conveyance)	• D3380602-013		\$67,323.08		\$67,323.08	HL
Engineering Services	10/13/21	9/21				
ICF Jones & Stokes, Inc. (Environ.)	• 0158511		\$92,725.79		\$92,725.79	AEF
Env/Biological Services	10/15/21	9/21				
ICF Jones & Stokes, Inc. (Permitting)	• 0158505		\$197,307.47		\$197,307.47	AEF
Permitting and Agreements	10/15/21	9/21				
Katz & Associates	• 414636		\$23,551.08	\$11,775.54	\$11,775.54	KMS
Communications	10/15/21	9/21				
Montague DeRose & Associates, LLC	• 5167SITES		\$35,575.00		\$35,575.00	JPR
Municipal Advisor	8/23/21	7/21				
Montague DeRose & Associates, LLC	• 5184SITES		\$34,881.25		\$34,881.25	JPR
Municipal Advisor	9/27/21	8/21				
Rush Personnel	IVC000000146841		\$1,260.00	\$252.00	\$1,008.00	KMS
Yolanda Tirado Services	10/18/21	10/21				

Topic: **Program Operations - Finance**
**Subject: Consultant/Vendor Invoices Received for November 2021 Board Authority and Reservoir Committee**

Purpose: Summarize the review of invoices for preparation of monthly Accountant and Treasurer's reports.

The following consultant and vendor invoices were received and reviewed for inclusion in Payment of Claims for the Authority Board and Reservoir Committee consideration at their November monthly meetings.

Consultant/Vendor	Invoice #		Total	\$ Authority Board	\$ Reservoir Committee	Review by
	Date	Period				
<b>Rush Personnel</b>	IVC000000146842		\$1,563.80	\$312.76	\$1,251.04	KMS
<i>Yolanda Tirado Services</i>	10/18/21	10/21				

- *electronic payments*

2021-11 (a) Month Account Charges	Month (a) Totals	615,004.39	32,611.14	582,393.25	Invoices in by 10/18/21
16 Invoices	JPA/Sites	52,393.05	32,611.14	19,781.91	
• ACH Payments = \$587,781.59	WSIP	562,611.34		562,611.34	
Paper Checks = \$27,222.80	FAA/WIIN				

WSIP To Date	Cumulative Costs	20,594,709.61	21,267,349.07	Income @ 10/14/21
	Balance	672,639.46		

FAA/WIIN To Date	Cumulative Costs	2,639,722.32	2,864,866.11	Income @ 08/12/21
	Balance	225,143.79		

Notes:

Authorized By:


  
Jerry Brown, Executive Director

10/25/21  
Date


  
Jamie Traynham, Authority Board Treasurer

10/28/21  
Date

The payment of claims Consultant/Vendor Invoice Table has been prepared following the requirements in the Authority's Accounts Payable Approval Procedure and is ready for final review and approval by the Authority Treasurer and Executive Director. The Procedure's review process for the subject invoices included:

- **Project Controls** staff conducting a comprehensive review of approved billing rates and tabulation details in each invoice,
- **Integration Leads and Authority Agents** review of hours billed to ensure they are appropriate for the work performed and the appropriate staff experience mix for the work conducted, and
- **Program Operations Manager's** oversight of the process and review of the Consultant/Vendor Invoice Table.

Topic: **Program Operations - Finance**

Subject: **Consultant/Vendor Invoices Received for November 2021 Board Authority and Reservoir**

Purpose: Summarize the review of invoices for preparation of monthly Accountant and Treasurer's reports.  
The following consultant and vendor invoices were received and reviewed for inclusion in Payment of Claims for the Authority Board and Reservoir Committee consideration at their November monthly meetings.

Consultant/Vendor	Invoice #		Total	\$ Authority Board	\$ Reservoir Committee	Review by
	Date	Period				
Approval Items (Cycle B)						
Brown and Caldwell	• 17422421		\$161,079.28		\$161,079.28	JAT
Project Controls	10/28/21	10/21				
California Dept. of Fish & Wildlife	44443		\$9,708.82		\$9,708.82	AEF
Permitting and Plans	9/17/21	1/21				
California Dept. of Fish & Wildlife	44447		\$18,392.30		\$18,392.30	AEF
Permitting and Plans	9/17/21	5/21				
California Dept. of Fish & Wildlife	44446		\$15,959.94		\$15,959.94	AEF
Permitting and Plans	9/17/21	4/21				
California Dept. of Fish & Wildlife	44445		\$15,337.66		\$15,337.66	AEF
Permitting and Plans	9/17/21	3/21				
California Dept. of Fish & Wildlife	44444		\$9,715.16		\$9,715.16	AEF
Permitting and Plans	9/17/21	2/21				
California Dept. of Fish & Wildlife	44522		\$12,725.64		\$12,725.64	AEF
Permitting and Plans	10/27/21	6/21				
Dunn Consulting	• Letter		\$8,000.00	\$4,000.00	\$4,000.00	KMS
Legislative/Regulatory/Strategic Support	11/3/21	10/21				
Forsythe Group, LLC	• SPA-202110		\$30,753.44		\$30,753.44	JB
EPP Manager	11/1/21	10/21				
Fugro	• 04.00171955-14		\$68,719.55		\$68,719.55	HL
Geotechnical Engineering Services	10/28/21	10/21				
HDR	• 1200385112		\$223,340.58		\$223,340.58	JAT
Project Integration	11/1/21	10/21				
K-Coe Isom, LLP	• KC134118		\$1,845.00	\$369.00	\$1,476.00	JAT
Accounting	10/31/21	10/21				
Maximum Pest Control	54353		\$65.00	\$65.00		KMS
Pest Spraying	10/26/21	10/21				
MBK Engineers	• 21-09-4941.0		\$42,706.50		\$42,706.50	AEF
Reservoir Operations	10/24/21	9/21				

Topic: **Program Operations - Finance**
**Subject: Consultant/Vendor Invoices Received for November 2021 Board Authority and Reservoir**

Purpose: Summarize the review of invoices for preparation of monthly Accountant and Treasurer's reports.  
The following consultant and vendor invoices were received and reviewed for inclusion in Payment of Claims for the Authority Board and Reservoir Committee consideration at their November monthly meetings.

Consultant/Vendor	Invoice #		Total	\$ Authority Board	\$ Reservoir Committee	Review by
	Date	Period				
<b>Montague DeRose &amp; Associates, LLC</b> <i>Municipal Advisor</i>	• 5189SITES 10/15/21	9/21	\$18,856.25		\$18,856.25	JPR
<b>MT Shasta Water</b> <i>Office Water</i>	433679 10/20/21	10/21	\$42.30	\$42.30		KMS
<b>Perkins Coie, LLP</b> <i>Special Legal</i>	• 6488170 10/25/21	9/21	\$26,753.40		\$26,753.40	AEF
<b>Recology Butte Colusa Counties</b> <i>Office Trash Pickup</i>	39233218 10/31/21	10/21	\$37.08	\$37.08		KMS
<b>Rush Personnel</b> <i>Yolanda Tirado Services</i>	IVC000000147095 11/1/21	10/21	\$1,787.20	\$357.44	\$1,429.76	KMS
<b>Rush Personnel</b> <i>Yolanda Tirado Services</i>	IVC000000147096 11/1/21	10/21	\$1,787.20	\$357.44	\$1,429.76	KMS
<b>Somach Simmons &amp; Dunn</b> <i>Legal Counsel-Water Rights</i>	• 3011815 11/1/21	10/21	\$12,998.28		\$12,998.28	AEF
<b>Spesert Consulting</b> <i>Bus/Communications Manager</i>	• 10-21 11/1/21	10/21	\$21,766.13		\$21,766.13	JB
<b>The Ferguson Group</b> <i>Federal Government Affairs Support</i>	• 1021210 10/1/21	10/21	\$15,000.00	\$7,500.00	\$7,500.00	KMS
<b>Trapasso Consulting Services</b> <i>Program Operations Manager</i>	• SPA 17-49 11/1/21	10/21	\$29,861.84		\$29,861.84	JB
<b>U.S. Bank - Credit Card</b> <i>Misc. Expenses</i>	Online 11/1 11/1/21	10/21	\$226.98	\$226.98		KMS
<b>Waterology Consulting</b> <i>Executive Director Services</i>	• 19 11/1/21	10/21	\$35,500.00		\$35,500.00	JT/ FD /JS
<b>Young Wooldridge, Law Offices, LLP</b> <i>Legal Counsel</i>	• 82774 10/31/21	10/21	\$5,447.25	\$3,525.25	\$1,922.00	JAT

• electronic payments



Topic: **Program Operations - Finance**

Subject: **Consultant/Vendor Invoices Received for November 2021 Board Authority and Reservoir**

Purpose: Summarize the review of invoices for preparation of monthly Accountant and Treasurer's reports. The following consultant and vendor invoices were received and reviewed for inclusion in Payment of Claims for the Authority Board and Reservoir Committee consideration at their November monthly meetings.

Consultant/Vendor	Invoice #		Total	\$ Authority Board	\$ Reservoir Committee	Review by
	Date	Period				
2021-11 (b) Month Account Charges	Month (b) Totals		788,412.78	16,480.49	771,932.29	
27 Invoices • ACH Payments = \$702,627.50 Paper Checks = \$85,785.28	JPA/Sites		34,238.01	16,480.49	17,757.52	Invoices in by 11/01/21
	WSIP		672,456.94		672,456.94	
	FAA/WIIN		81,717.83		81,717.83	
WSIP To Date	Cumulative		21,267,166.55	21,267,364.07		Income @ 10/14/21
	Balance		197.52			
FAA/WIIN To Date	Cumulative		2,721,440.15	2,866,045.20		Income @ 08/12/21
	Balance		144,605.05			

Notes:

Authorized By:


  
 Jerry Brown, Executive Director

Date


  
 Jamie Traynham, Authority Board Treasurer

Date

The payment of claims Consultant/Vendor Invoice Table has been prepared following the requirements in the Authority's Accounts Payable Approval Procedure and is ready for final review and approval by the Authority Treasurer and Executive Director. The Procedure's review process for the subject invoices included:

- **Project Controls** staff conducting a comprehensive review of approved billing rates and tabulation details in each invoice,
- **Integration Leads and Authority Agents** review of hours billed to ensure they are appropriate for the work performed and the appropriate staff experience mix for the work conducted, and
- **Program Operations Manager's** oversight of the process and review of the Consultant/Vendor Invoice Table.



























**NOVEMBER 2021 KEY CONSULTANT BUDGET REPORT**  
FOR AUTHORITY BOARD AND RESERVOIR COMMITTEE,  
FINANCE AND ECONOMICS AD HOC COMMITTEE

November 19, 2021 Reservoir Committee  
Agenda Item 1.3 Attachment C

11/5/2021

Area / Consultant	Task ID	Task Name	Amendment 2 Work Plan Budget						
			\$ Initial Approved Budget	\$ Current Approved Budget	\$ Spent to date	\$ Budget Remaining	Spent %	Task % Complete	16 Month Plan
<b>a) HDR</b>		Costs and Task % as of 10/21 Services	<b>4,342,136</b>	<b>4,342,136</b>	<b>3,049,948</b>	<b>1,292,188</b>	<b>70%</b>		
	A01	Communications		-	-	-	-	-	
	A02	Operations Modeling Simulation Integration	321,730	321,730	258,093	63,637	80%	87%	
	A03	Environmental Planning Integration	832,095	882,095	635,619	246,476	72%	75%	
	A04	Permitting & Agreements Integration	1,034,175	1,034,175	810,811	223,364	78%	72%	
	A05	Real Estate Integration	247,404	322,404	281,861	40,543	87%	90%	
	A06	Engineering Services Integration	708,761	548,761	332,573	216,188	61%	83%	
	A07	Geology & Geotechnical Engineering Integration	38,464	38,464	25,672	12,792	67%	90%	
	A08	Project Controls Integration	429,595	429,595	207,028	222,568	48%	87%	
	A09	General Integration	127,202	127,202	90,742	36,460	71%	96%	
	A13	Risk Management	-	-	-	-	-	-	
	A14	IT	52,500	92,500	85,611	6,889	93%	88%	
	A15	GIS	52,500	12,500	6,350	6,150	51%	88%	
	A16	Document Management	58,800	93,800	62,690	31,110	67%	88%	
	A17	Staff Support	36,750	36,750	31,201	5,549	85%	88%	
	A98	Project Management	274,160	274,160	180,244	93,916	66%	88%	
	A99	Expenses	128,000	128,000	41,453	86,547	32%	88%	
<b>b) BC</b>		Costs and Task % as of 10/21 Services	<b>2,505,736</b>	<b>3,120,019</b>	<b>2,369,907</b>	<b>750,112</b>	<b>76%</b>		
	B01	Controls	525,511	625,511	479,119	146,391	77%	77%	
	B02	Contract Administration and Compliance	273,123	273,123	151,991	121,131	56%	57%	
	B03	Work Planning and Scheduling	491,000	341,000	252,334	88,667	74%	74%	
	B04	Project Administrative Support	344,532	344,532	279,059	65,473	81%	88%	
	B05	Project Management Plan	39,014	89,014	57,967	31,047	65%	67%	
	B06	Accounts Payable and Receivable	114,116	164,116	130,180	33,936	79%	88%	
	B07	Local Funding	230,326	230,326	116,139	114,187	50%	52%	
	B08	State Funding	44,958	64,958	45,748	19,210	70%	71%	
	B09	Federal Funding	82,902	62,902	46,760	16,142	74%	76%	
	B10	Annual Reporting	21,787	29,787	29,693	94	100%	100%	
	B11	Project Financing	108,555	664,838	608,980	55,858	92%	93%	
	B12	Risk Management	5,227	5,227	-	5,227	-	-	
	B98	Project Management & QC	196,686	196,686	164,387	32,299	84%	88%	

Area / Consultant	Task ID	Task Name	Amendment 2 Work Plan Budget						
			\$ Initial Approved Budget	\$ Current Approved Budget	\$ Spent to date	\$ Budget Remaining	Spent %	Task % Complete	16 Month Plan
	B99	Expenses	28,000	28,000	7,551	20,449	27%	27%	
<b>c) K&amp;A</b>		Costs and Task % as of 09/21 Services	<b>400,000</b>	<b>624,999</b>	<b>347,801</b>	<b>277,198</b>	<b>56%</b>		
	C50	Outreach Support (Local, State, Industry and NGO)	120,000	120,000	94,217	25,783	79%	80%	
	C51	Strategic Communications and Message Development	59,998	59,998	46,894	13,104	78%	80%	
	C52	Informational Materials and Media	79,830	79,830	68,161	11,669	85%	80%	
	C53	Authority/Reservoir Committee Engagement/Public Affairs Support	40,435	40,435	27,238	13,197	67%	80%	
	C54	Environmental Process Public Involvement Support	39,406	39,406	11,787	27,620	30%	50%	
	C55	EIR Communications Support		224,999	35,145	189,854	16%	30%	
	C98	Project Management	39,978	39,978	40,275	(297)	101%	80%	
	C99	Expenses	20,353	20,353	24,084	(3,731)	118%	100%	
<b>d) CH2-d</b>		Costs and Task % as of 09/21 Services	<b>2,094,564</b>	<b>2,094,564</b>	<b>1,889,547</b>	<b>205,017</b>	<b>90%</b>		
	D50	Operations Analysis	1,008,060	1,182,188	1,181,531	657	100%	95%	
	D51	Operations Plan	45,019	45,019	45,457	(439)	101%	70%	
	D52	Operational Agreements	45,019	21,093	4,373	16,720	21%	60%	
	D53	Documentation	178,906	567,410	542,094	25,316	96%	95%	
	D54	Baseline Bridging Analysis	247,322	71,774	-	71,774	-	-	
	D55	CWC/WSIP	431,788	147,039	74,999	72,040	51%	95%	
	D98	Project Management	129,175	50,766	41,093	9,672	81%	70%	
	D99	Expenses	9,276	9,276	-	9,276	-	-	
<b>e) ICF-e</b>		Costs and Task % as of 09/21 Services	<b>3,010,759</b>	<b>3,690,757</b>	<b>3,365,807</b>	<b>324,950</b>	<b>91%</b>		
	E50	Support Development of EIR/EIS Project	121,814	121,814	120,349	1,464	99%	100%	
	E51	Revised Admin Draft EIR/EIS	2,153,661	2,378,151	2,368,817	9,333	100%	98%	
	E52	Revised Public Draft EIR/EIS	233,123	869,935	777,839	92,096	89%	87%	
	E53	Public Review	46,101	85,101	615	84,486	1%	-	
	E54	Comment Summary	104,505	-	-	-	-	-	
	E55	Admin Final EIR/EIS	230,799	115,000	-	115,000	-	-	
	E98	Project Management	103,413	103,413	89,716	13,697	87%	86%	
	E99	Expenses	17,344	17,344	8,472	8,872	49%	50%	

			Amendment 2 Work Plan Budget						
Area / Consultant	Task ID	Task Name	\$ Initial Approved Budget	\$ Current Approved Budget	\$ Spent to date	\$ Budget Remaining	Spent %	Task % Complete	16 Month Plan
f) ICF-f	Costs and Task % as of 09/21 Services		4,400,995	4,400,995	1,923,007	2,477,988	44%		
	F50	BA/BO Support	811,725	811,725	643,936	167,789	79%	65%	<div><div></div></div>
	F51	Section 106 Programmatic Agreement	347,958	347,958	103,397	244,561	30%	45%	<div><div></div></div>
	F52	ITP-2081 Permit - Construction Application	297,586	297,586	42,301	255,285	14%	40%	<div><div></div></div>
	F53	ITP-2081 Permit - Operations Application	377,297	377,297	149,188	228,110	40%	30%	<div><div></div></div>
	F54	Clean Water Act 404 Packet	496,327	496,327	247,939	248,389	50%	45%	<div><div></div></div>
	F55	Clean Water Act 401 Permit Applications	204,442	204,442	144,094	60,348	70%	60%	<div><div></div></div>
	F56	Section 408 Draft Packet	254,200	254,200	4,879	249,321	2%	2%	<div><div></div></div>
	F57	Aquatic Resources Mapping and Report/Focused Species Surveys	342,741	342,741	166,299	176,442	49%	55%	<div><div></div></div>
	F58	Mitigation Plan/Adaptive Management Plan/Mitigation Measure Evaluatic	664,034	664,034	179,160	484,874	27%	35%	<div><div></div></div>
	F59	Finalize Geotechnical Permits and Fieldwork	420,427	420,427	163,307	257,120	39%	35%	<div><div></div></div>
	F60	Eagle Take Permit	50,308	50,308	5,519	44,789	11%	20%	<div><div></div></div>
	F98	Project Management	111,807	111,807	68,197	43,610	61%	85%	<div><div></div></div>
	F99	Expenses	22,144	22,144	4,791	17,353	22%	25%	<div><div></div></div>
hc) CH2-hc	Costs and Task % as of 09/21 Services		3,356,849	3,356,849	2,564,295	792,555	76%		
	HC50	Preliminary Hydraulic Modeling	233,445	232,783	223,368	9,415	96%	96%	<div><div></div></div>
	HC51	Feasibility Report (Draft)	89,293	-	-	-	-	100%	<div><div></div></div>
	HC52	Feasibility Report (Final)	37,907	37,907	-	37,907	-	-	<div><div></div></div>
	HC53	Constructability Analysis	100,407	100,407	37,865	62,542	38%	100%	<div><div></div></div>
	HC56	Develop Class 4 Cost Estimate Including Mitigation Measures	148,071	148,071	137,860	10,210	93%	100%	<div><div></div></div>
	HC57	DSOD Engagement	82,803	29,404	9,543	19,861	32%	15%	<div><div></div></div>
	HC58	Provide Engineering Support for Environmental & Permitting	2,117,841	2,229,841	1,863,593	366,249	84%	93%	<div><div></div></div>
	HC59	Convert Drawings to GIS Geodatabase File Format	34,359	34,359	27,775	6,584	81%	90%	<div><div></div></div>
	HC63	Risk Workshop Support	58,693	58,693	-	58,693	-	-	<div><div></div></div>
	HC64	Program Design/Construction/Permit Implementation	116,505	58,505	13,509	44,996	23%	25%	<div><div></div></div>
	HC65	Geotechnical Permit Planning & Investigation Plan (Geosyntec)	83,095	172,449	138,951	33,498	81%	75%	<div><div></div></div>
	HC98	Project Management	211,331	211,331	98,046	113,285	46%	60%	<div><div></div></div>
	HC99	Expenses	43,100	43,100	13,784	29,316	32%	77%	<div><div></div></div>

			Amendment 2 Work Plan Budget						
Area / Consultant	Task ID	Task Name	\$ Initial Approved Budget	\$ Current Approved Budget	\$ Spent to date	\$ Budget Remaining	Spent %	Task % Complete	16 Month Plan
hr) AEC-hr	Costs and Task % as of 09/21 Services		1,765,758	1,765,758	1,535,336	230,422	87%		
	HR01	Project Coordination	41,239	41,239	37,276	3,963	90%	86%	<div><div></div></div>
	HR50	Preliminary Hydraulic Modeling	12,092	12,092	6,277	5,815	52%	100%	<div><div></div></div>
	HR51	Feasibility Report (Draft)	225,903	225,903	215,137	10,767	95%	98%	<div><div></div></div>
	HR52	Feasibility Report (Final)	90,668	65,668	19,207	46,462	29%	30%	<div><div></div></div>
	HR53	Constructability Analysis	156,475	166,475	163,508	2,967	98%	100%	<div><div></div></div>
	HR54	Confirm Project Benefits	65,161	65,161	55,251	9,910	85%	95%	<div><div></div></div>
	HR55	Cost Allocations	24,190	24,190	10,781	13,410	45%	95%	<div><div></div></div>
	HR56	Develop Class 4 Cost Estimate Including Mitigation Measures	294,941	364,941	364,815	126	100%	100%	<div><div></div></div>
	HR57	DSOD Engagement Plan and Feasibility Review	108,881	63,881	19,338	44,543	30%	89%	<div><div></div></div>
	HR58	Engineering Support for Environmental & Permitting	261,733	296,733	269,812	26,920	91%	97%	<div><div></div></div>
	HR59	Convert Drawings to GIS Geodatabase File Format	41,705	41,705	41,649	55	100%	100%	<div><div></div></div>
	HR60	Confirm Environmental Feasibility with Mitigation	7,005	7,005	4,461	2,544	64%	95%	<div><div></div></div>
	HR61	Economic Feasibility	23,186	23,186	23,158	29	100%	98%	<div><div></div></div>
	HR62	Financial Feasibility Coordination	23,186	23,186	19,180	4,006	83%	98%	<div><div></div></div>
	HR63	Risk Workshop Support	63,760	43,760	8,536	35,224	20%	20%	<div><div></div></div>
	HR64	Program Design/Construction/Permit Implementation	47,811	47,811	47,150	661	99%	86%	<div><div></div></div>
	HR65	Geotechnical Permit Planning & Investigation Plan	172,139	147,139	148,332	(1,193)	101%	93%	<div><div></div></div>
	HR98	Project Management	103,682	103,682	81,468	22,214	79%	88%	<div><div></div></div>
	HR99	Expenses	2,000	2,000	-	2,000	-	-	<div><div></div></div>
i) FUG	Costs and Task % as of 10/21 Services		2,079,804	2,079,804	1,225,667	854,136	59%		
	I50	Field Data Collection	874,750	874,750	570,372	304,378	65%	65%	<div><div></div></div>
	I51	Geotechnical Data Reports	341,730	341,730	161,838	179,892	47%	47%	<div><div></div></div>
	I52	Preliminary Planning for Design	298,901	298,901	207,012	91,889	69%	59%	<div><div></div></div>
	I53	Work Plans for Design Level Geologic and Geotechnical Engineering Invest	185,449	185,449	83,363	102,086	45%	26%	<div><div></div></div>
	I98	Project Management	63,973	63,973	46,416	17,557	73%	69%	<div><div></div></div>
	I99	Expenses	315,000	315,000	156,666	158,334	50%	50%	<div><div></div></div>
		Totals	23,956,601	25,476,643	18,271,315	7,205,328	72%		

Notes: \* Amended budgeted items are noted in orange italics.